

Grant® Folding and Sliding Door Hardware

Technik für Möbel


Hettich

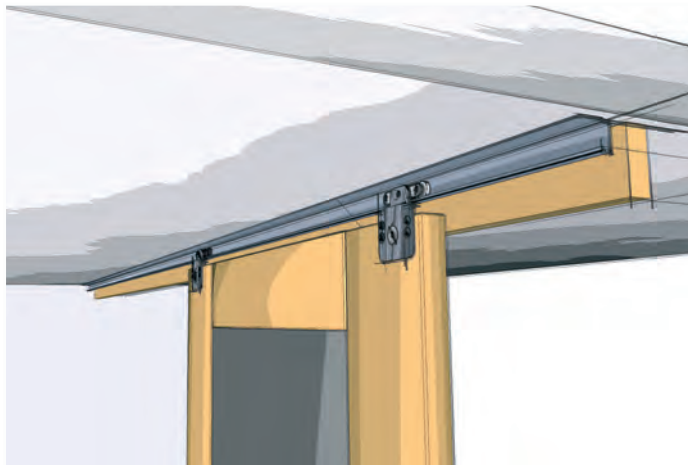
Grant® Sliding and Folding Door Hardware is manufactured to the highest standards, using high quality material under rigid quality control conditions.

Grant® offers a very broad range when choosing folding and sliding door configurations. From 50 lbs to 1000 lbs, Hettich provides sliding door hardware perfectly suited to meet the needs of both residential and commercial applications.


A large range is available in bi-folding door hardware from 25 lbs to the smooth movement of precision ball bearing wheels found in the 175 lbs rated 1260 series.

Get the look you want and the quality you expect with Grant® Folding and Sliding Door Hardware.

Grant® Sliding and Folding Door Hardware



Single Door Sets	Load Capacity	Pages
Top Line Grant 6023	50 lbs [23 kg]	2.2 - 2.3
Top Line Grant 6053	75 lbs [34 kg]	2.4 - 2.5
Grant 75E	75 lbs [34 kg]	2.5.1 - 2.5.2
Grant 150E	150lbs [68 kg]	2.5.3 - 2.5.4



Single Door Sets	Load Capacity	Pages
Top Line Grant 71-034	150 lbs [68 kg]	2.6 - 2.7
Top Line Grant 71-111	150 lbs [68 kg]	2.8 - 2.9
Top Line Grant 71-138	150 lbs [68 kg]	2.10 - 2.11
Top Line Grant 71-222	150 lbs [68 kg]	2.12 - 2.13
Top Line Grant 1210	225 lbs [102 kg]	2.14 - 2.15
Top Line Grant 1230	325 lbs [147 kg]	2.16 - 2.17



Box Track Sets
Top Line Grant SD
Top Line Grant HD
Top Line Grant XHD



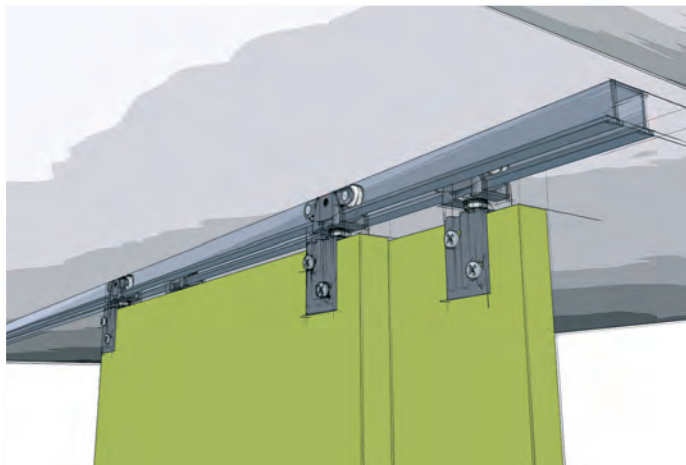
NEW SILENT SYSTEM AVAILABLE!
Visit our website for more info
and download the new
Grant SD/HD/XHD brochure



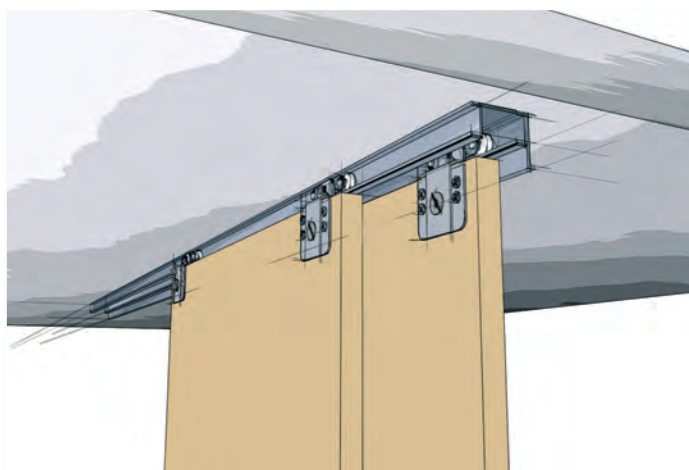
Single Hanger Sets	Load Capacity	Pages
Top Line Grant 5150	150 lbs [68 kg]	4.2 - 4.3
Top Line Grant 5300	1000 lbs [454 kg]	4.4 - 4.5



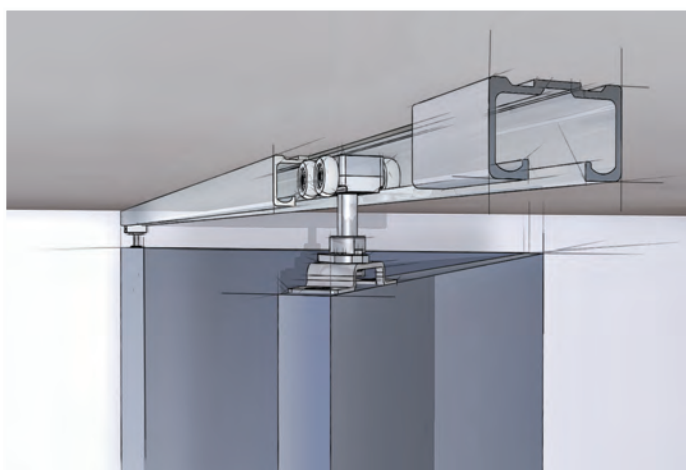
By-passing Door Sets	Load Capacity	Pages
Top Line Grant 6034	50 lbs [23 kg]	5.2 - 5.3
Top Line Grant 6064	75 lbs [34 kg]	5.4 - 5.5
Grant 75E Bypass	75 lbs [34 kg]	5.5.1 - 5.5.2
Grant 150E Bypass	150 lbs [68 kg]	5.5.3 - 5.5.4



By-Passing Door Sets	Load Capacity	Pages
Top Line Grant 72-034	150 lbs [68 kg]	5.6 - 5.7
Top Line Grant 72-118	150 lbs [68 kg]	5.8 - 5.9
Top Line Grant 72-138	150 lbs [68 kg]	5.10 - 5.11
Top Line Grant 72-134	150 lbs [68 kg]	5.12 - 5.13
Top Line Grant 72-222	150 lbs [68 kg]	5.14 - 5.15
Top Line Grant 72-223	150 lbs [68 kg]	5.16 - 5.17








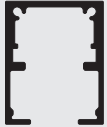








By-Passing Fascia Sets	Load Capacity	Pages
Top Line Grant 6065	75 lbs [34 kg]	6.2 - 6.3
Top Line Grant 73-034	150 lbs [68 kg]	6.4 - 6.5
Top Line Grant 73-138	150 lbs [68 kg]	6.6 - 6.7
Top Line Grant 73-134	150 lbs [68 kg]	6.8 - 6.9



Folding Door Sets	Load Capacity	Pages
Grant Bi-fold 25	25 lbs [11 kg]	7.3 - 7.5
Grant Bi-fold 50	50 lbs [23 kg]	7.6 - 7.9
Grant Bi-fold 150	150 lbs [68 kg]	7.9.1 - 7.9.4
Wing Line Grant 1260	175 lbs [80 kg]	7.10 - 7.12

Grant® Sliding Door Hardware

Selection Chart – Sliding Doors

Sliding Series	Load capacity per door	Type of installation	Door thickness accommodated	Type of adjustment	Door mounting	Track shape
6000	up to 75 lbs/door (34 kg/door)	single bi-parting* by-passing	3/4" min. (19 mm) depending on set	vertical	side	
75E	up to 75 lbs/door (34 kg/door)	single bi-parting* by-passing**	3/4" min. (19 mm)	vertical	top	
150E	up to 150 lbs/door (68 kg/door)	single bi-parting* by-passing**	1" min. (25.4 mm)	vertical	top	
7000	up to 150 lbs/door (68 kg/door)	single bi-parting* by-passing	3/4" min. (19 mm) depending on set	vertical	top or side	
SD	up to 150 lbs/door (68 kg/door)	 NEW SILENT SYSTEM AVAILABLE! Visit our website for more info and download the new Grant SD/HD/XHD brochure		vertical	top	
1210	up to 225 lbs/door (102 kg/door)	single bi-parting* by-passing**	1" min. (25.4 mm)	vertical	top	
1230	up to 325 lbs/door (147 kg/door)	single bi-parting* by-passing**	1" min. (25.4 mm)	vertical	top	
HD	up to 325 lbs/door (147 kg/door)	 NEW SILENT SYSTEM AVAILABLE! Visit our website for more info and download the new Grant SD/HD/XHD brochure		vertical	top	
XHD	300 – 500 lbs/door (136 – 227 kg/door)	 NEW SILENT SYSTEM AVAILABLE! Visit our website for more info and download the new Grant SD/HD/XHD brochure		vertical	top	
5000 made to order	up to 150 – 1000 lbs/door (68 – 454 kg door)	single bi-parting*** by-passing**	1" min. (25.4 mm)	vertical	top	
Sheaves/ sheave tracks	up to 200 lbs/door (91 kg door)	single bi-parting* by-passing**	3/4" min. (19 mm) depending on set		bottom	





* bi-parting installations use additional set of hardware.

** by-passing installations possible by mounting two parallel tracks.

*** 5000 bi-parting installations possible by mounting two sets end to end.

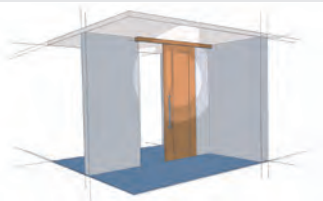
Grant® Sliding Door Hardware

Selection Chart – Folding Doors

Folding Series	Load capacity per panel	Type of installation	Door thickness accommodated	Type of adjustment	Multi-fold	Track shape
BF25	up to 25 lbs/panel (11 kg panel)	bi-fold	3/4" min. – 1 3/4" max (19 mm – 44.4 mm)	vertical	bi-fold only	
BF50	up to 50 lbs (23 kg)/panel up to 30 lbs (14 kg)/panel	bi-fold multi-fold	3/4" min. – 1 3/4" max (19 mm – 44.4 mm)	vertical	up to six doors one way	
BF150	up to 150 lbs (68 kg)/panel up to 75 lbs (34 kg)/panel	bi-fold multi-fold	3/4" min. – 1 3/4" max (19 mm – 44.4 mm)	vertical	up to six doors one way	
1260	up to 175 lbs/door (80 kg door)	bi-fold	1" min. (25.4 mm)	vertical	bi-fold	

Program Overview

Grant® Sliding and Folding Door Hardware



Sliding Door Hardware Single & Bi-parting Door Sets

Top Line Grant 6023

Load capacity up to 50 lbs [23 kg]/door
Pages 2.2 - 2.3

Top Line Grant 6053

Load capacity up to 75 lbs [34 kg]/door
Pages 2.4 - 2.5

Grant 75E

Load capacity up to 75 lbs [34 kg]/door
Pages 2.5.1 - 2.5.2

Grant 150E

Load capacity up to 150 lbs [68 kg]/door
Pages 2.5.3 - 2.5.4

Top Line Grant 71-034

Load capacity up to 150 lbs [68 kg]/door
Pages 2.6 - 2.7

Top Line Grant 71-111

Load capacity up to 150 lbs [68 kg]/door
Pages 2.8 - 2.9

Top Line Grant 71-138

Load capacity up to 150 lbs [68 kg]/door
Pages 2.10 - 2.11

Top Line Grant 71-222

Load capacity up to 150 lbs [68 kg]/door
Pages 2.12 - 2.13

Top Line Grant 1210

Load capacity up to 225 lbs [102 kg]/door
Pages 2.14 - 2.15

Top Line Grant 1230

Load capacity up to 325 lbs [147 kg]/door
Pages 2.16 - 2.17

Box Track Sets

Top Line Grant SD

Load capacity up to 150 lbs [68 kg]/door

NEW

NEW SILENT SYSTEM AVAILABLE!
Visit our website for more info
and download the new
Grant SD/HD/XHD brochure

Top Line Grant HD

Load capacity up to 325 lbs [147 kg]/door

NEW

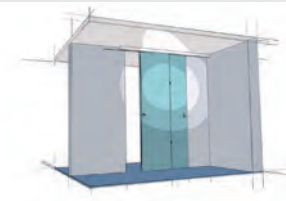
NEW SILENT SYSTEM AVAILABLE!
Visit our website for more info
and download the new
Grant SD/HD/XHD brochure

Top Line Grant XHD

Load capacity 300 lbs to 500 lbs/door
[136 kg to 227 kg/door]

NEW

NEW SILENT SYSTEM AVAILABLE!
Visit our website for more info
and download the new
Grant SD/HD/XHD brochure



Sliding Door Hardware Single Door Hanger Systems

Top Line Grant 5150

Load capacity up to 150 lbs [68 kg]/door
Pages 4.2 - 4.3

Top Line Grant 5300

Load capacity up to 1000 lbs [454 kg]/door
Pages 4.4 - 4.5

By-passing Door Sets

Top Line Grant 6034

Load capacity up to 50 lbs [23 kg]/door
Pages 5.2 - 5.3

Top Line Grant 6064

Load capacity up to 75 lbs [34 kg]/door
Pages 5.4 - 5.5

Grant 75E Bypass

Load capacity up to 75 lbs [34 kg]/door
Pages 5.5.1 - 5.5.2

Grant 150E Bypass

Load capacity up to 150 lbs [68 kg]/door
Pages 5.5.3 - 5.5.4

Top Line Grant 72-034

Load capacity up to 150 lbs [68 kg]/door
Pages 5.6 - 5.7

Top Line Grant 72-118

Load capacity up to 150 lbs [68 kg]/door
Pages 5.8 - 5.9

Top Line Grant 72-138

Load capacity up to 150 lbs [68 kg]/door
Pages 5.10 - 5.11

Top Line Grant 72-134


Load capacity up to 150 lbs [68 kg]/door
Pages 5.12 - 5.13

Top Line Grant 72-222

Load capacity up to 150 lbs [68 kg]/door
Pages 5.14 - 5.15

Top Line Grant 72-223

Load capacity up to 150 lbs [68 kg]/door
Pages 5.16 - 5.17



Sliding & Folding Door Hardware By-passing Door Sets w/ Fascia

Top Line Grant 6065

Load capacity up to 75 lbs [34 kg]/door
Pages 6.2 - 6.3

Top Line Grant 73-034

Load capacity up to 150 lbs [68 kg]/door
Pages 6.4 - 6.5

Top Line Grant 73-138

Load capacity up to 150 lbs [68 kg]/door
Pages 6.6 - 6.7

Top Line Grant 73-134

Load capacity up to 150 lbs [68 kg]/door
Pages 6.8 - 6.9

Folding Doors Application

Wing Line Bi-fold 25 (Bi-fold)

Load capacity up to 25 lbs [11 kg]/panel
Pages 7.3 - 7.5

Wing Line Bi-fold 50 (Bi-fold & Multi-fold)

Bi-fold load up to 50 lbs [23 kg]/panel
Multi-fold load up to 30 lbs [14 kg]/panel
Pages 7.6 - 7.9

Wing Line Bi-fold 150 (Bi-fold & Multi-fold)

Bi-fold load up to 150 lbs [68 kg]/panel
Multi-fold load up to 75 lbs [34 kg]/panel
Pages 7.9.1 - 7.9.4

Wing Line Grant 1260

Load capacity up to 175 lbs [80 kg]/door
Pages 7.10 - 7.12

Sheaves & Tracks

Sheave No. 20

Load capacity up to 150 lbs [23 kg]/door
Page 8.1

Sheave No. 18

Load capacity up to 125 lbs [57 kg]/door
Page 8.2

Sheave No. 14

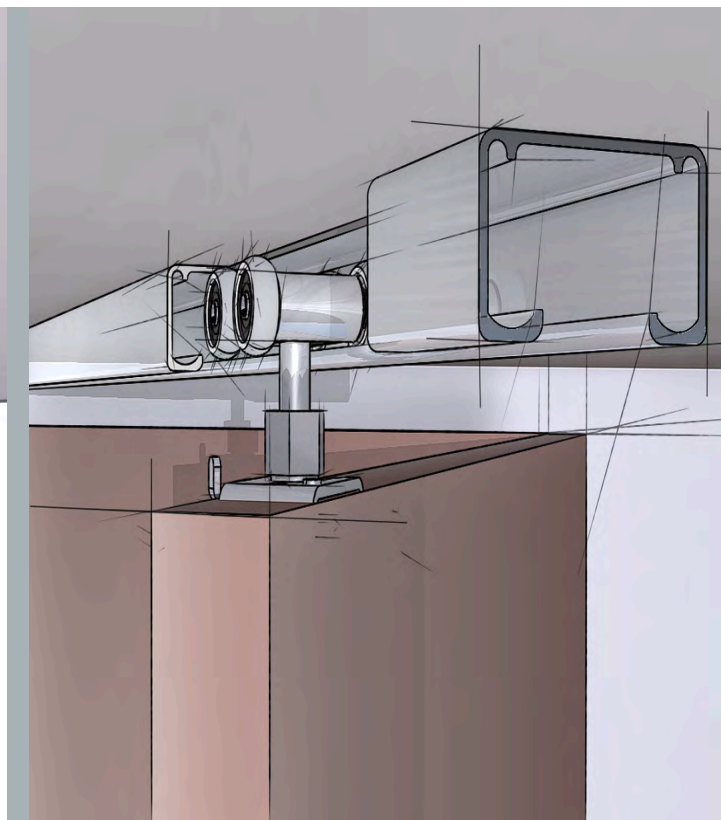
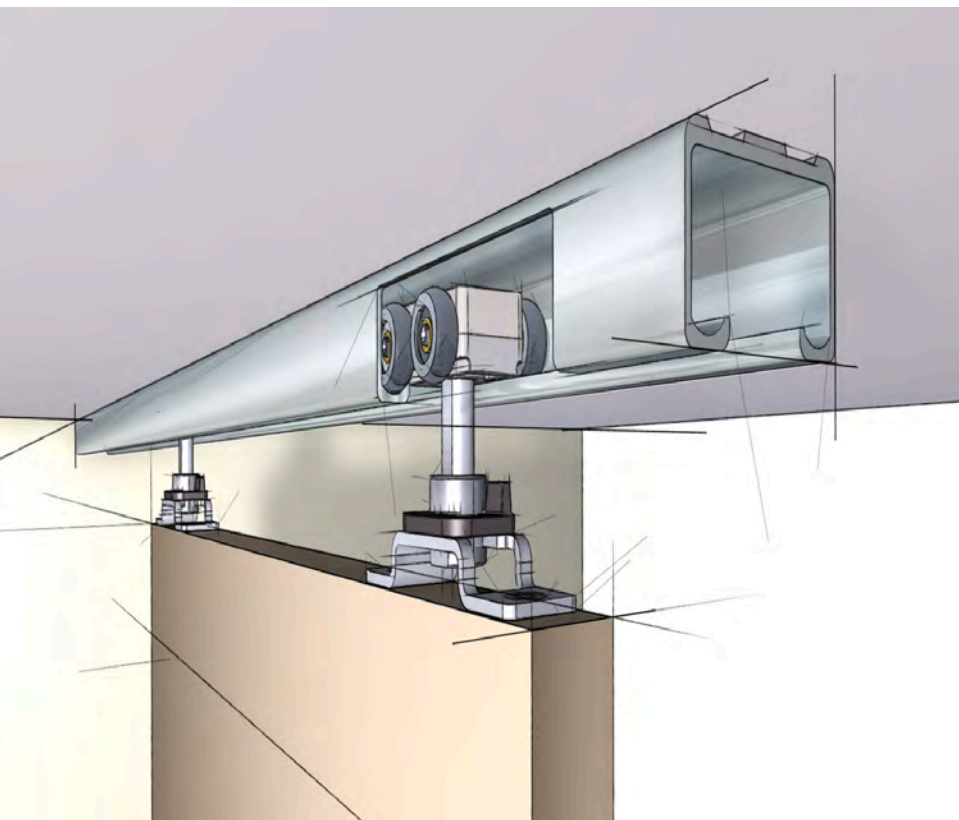
Load capacity up to 200 lbs [91 kg]/door
Page 8.2

Floor Guides

Single, Pocket, Bi-Parting, By-Pass Doors
Page 9.1 - 9.2

Parts & Accessories

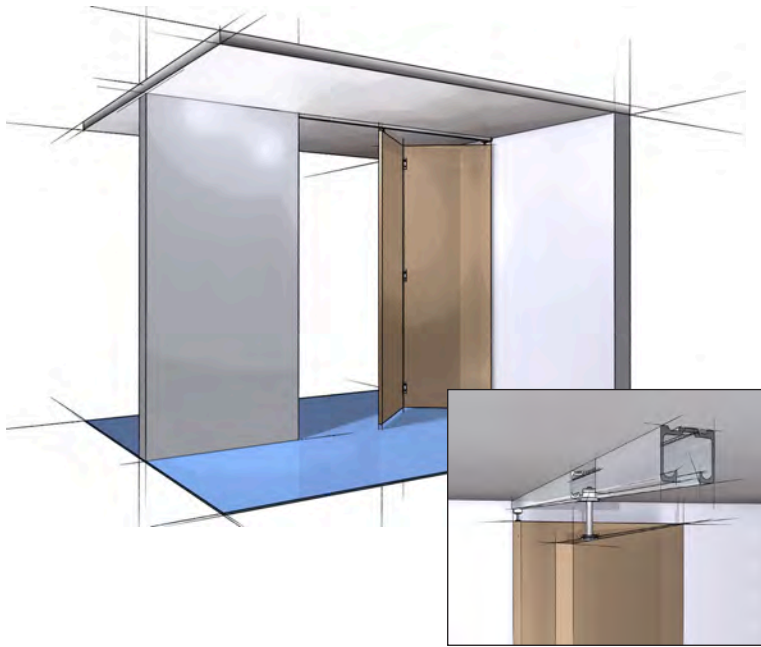
Pages 10.1 - 10.16



Grant® E-series
for Single, By-pass and Folding Doors

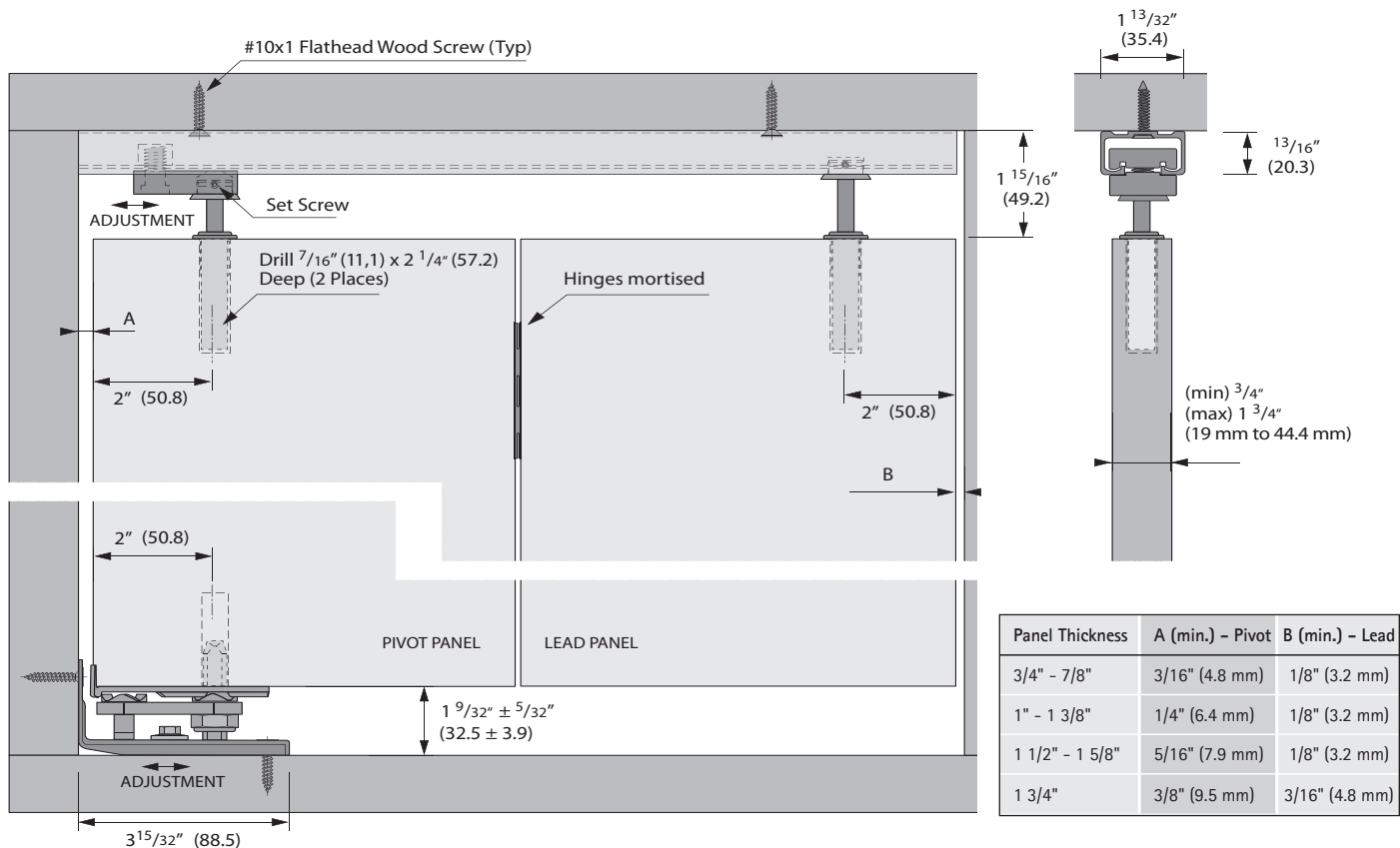
Grant Bi-fold 25

for door thickness $\frac{3}{4}$ " (19 mm) up to 1 $\frac{3}{4}$ " (44.4 mm), top mount, adjustable



A light duty top hung folding door system for residential and commercial applications. The Grant Bi-fold 25 system supports light weight bi-folding door installations. Ideal for closet doors.

- For door panels $\frac{3}{4}$ " (19 mm) up to 1 $\frac{3}{4}$ " (44.4 mm)
- For doors weighing up to 25 lbs (11 kg) per panel
- Doors fold flat for better access
- Unique stay-open stay-close design keeps door in place
- Simple and quick to install
- Floor cam functions as marking template ensuring top and bottom holes are aligned, no measuring needed
- Spring plunger glides smoothly and easily while staying securely in place
- Pre-drilled aluminum track up to 16' (4800 mm)
- No bottom guide assistance required
- Meets and/or exceeds ANSI/BHMA standards



www.grantdoorhardware.com

Specifications:

Mounting:	Top
Adjustment:	$\frac{5}{16}$ " (7.9 mm) vertical
Door thickness:	$\frac{3}{4}$ " (19 mm) to $1\frac{3}{4}$ " (44.4 mm)
Headroom:	$1\frac{25}{32}$ " (45.3 mm) min., $2\frac{3}{32}$ " (53.1 mm) max.
Application:	Bi-fold

Grant Bi-fold 25 door hardware is available in three purchasing options

● -jamb pivot ○ -carrier

Option I

Complete package: includes track, hardware set, and all screws

Grant Bi-fold 25 2-dr 1-way set

Hardware and track

Packing includes:

- 1 track 50E
- 1 hardware set Bi-fold 25



Length	Order no.	PU
3' (900 mm)	113 522 9	5 sets
4' (1200 mm)	113 523 0	5 sets

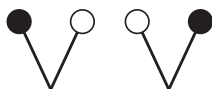
For longer track application order hardware set and track separately

Grant Bi-fold 25 4-dr 2-each way set

Hardware and track

Packing includes:

- 1 track 50E
- 2 hardware set Bi-fold 25



Length	Order no.	PU
4' (1200 mm)	113 523 1	5 sets
5' (1500 mm)	113 523 2	5 sets
6' (1800 mm)	113 523 3	5 sets
8' (2400 mm)	113 523 4	5 sets

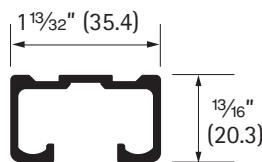
For longer track application order hardware set and track separately

Option II

Track only

Single track 50E

Aluminum extruded, pre-drilled holes



Length	Order no.	PU
3' (900 mm)	113 440 6	each
4' (1200 mm)	113 439 9	each
5' (1500 mm)	113 440 0	each
6' (1800 mm)	113 440 1	each
8' (2400 mm)	113 440 2	each
10' (3000 mm)	113 440 3	each
12' (3600 mm)	113 440 4	each
16' (4800 mm)	113 440 5	each

Screws not included – recommend #10 Flat Head

Option III

Hardware set only (without track)

Grant Bi-fold 25 Hardware set 2-dr 1-way for two door installation, one way

Hardware set includes:

- 1 pivot plate assembly
- 2 plunger spring assembly
- 1 floor cam assembly
- 1 bi-fold hinge set 2646
- necessary screws
- installation instructions

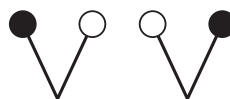


Article	Order no.	PU
Hardware set 2-dr 1-way	113 434 6	10 sets

Grant Bi-fold 25 Hardware set 4-dr 2-each way for four door installation, two door each way

Hardware set includes:

- 2 pivot plate assembly
- 4 plunger spring assembly
- 2 floor cam assembly
- 2 bi-fold hinge sets 2646
- necessary screws
- installation instructions



Article	Order no.	PU
Hardware set 4-dr 2-each way	113 524 1	10 sets

Light Duty Bi-fold Door Sets

Grant Bi-fold 25

up to 25 lbs/panel (11 kg/panel)

for door thickness 3/4" (19 mm) to 1 3/4" (44.4 mm), top mount, adjustable

Accessory parts (not included in set)

NOTE: The Bi-fold 25 folding door system does not require the assistance of a bottom guide. If a bottom guide is desired the Guide channel 1222 and 1221 adjustable floor guide can be used. Installation measurements must be checked as some extreme adjustments may not work.

Guide channel 1222

Aluminum extruded



Length	Order no.	PU
4' (1200 mm)	050 142	5
5' (1500 mm)	050 143	5
6' (1800 mm)	050 144	5
8' (2400 mm)	050 145	5
10' (3000 mm)	050 146	5
12' (3600 mm)	050 147	5
16' (4800 mm)	050 148	5

Screws not included - recommend #6 Flat Head

Guide roller 1221

Steel, adjustable

Screws included

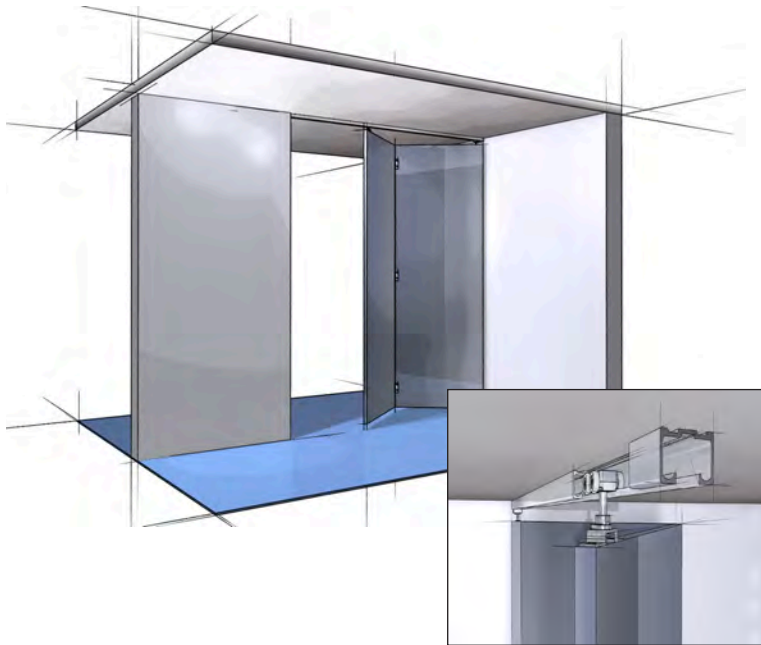


Article	Order no.	PU
Guide roller 1221	050 141	20

Light Duty Folding Door Set

Grant Bi-fold 50

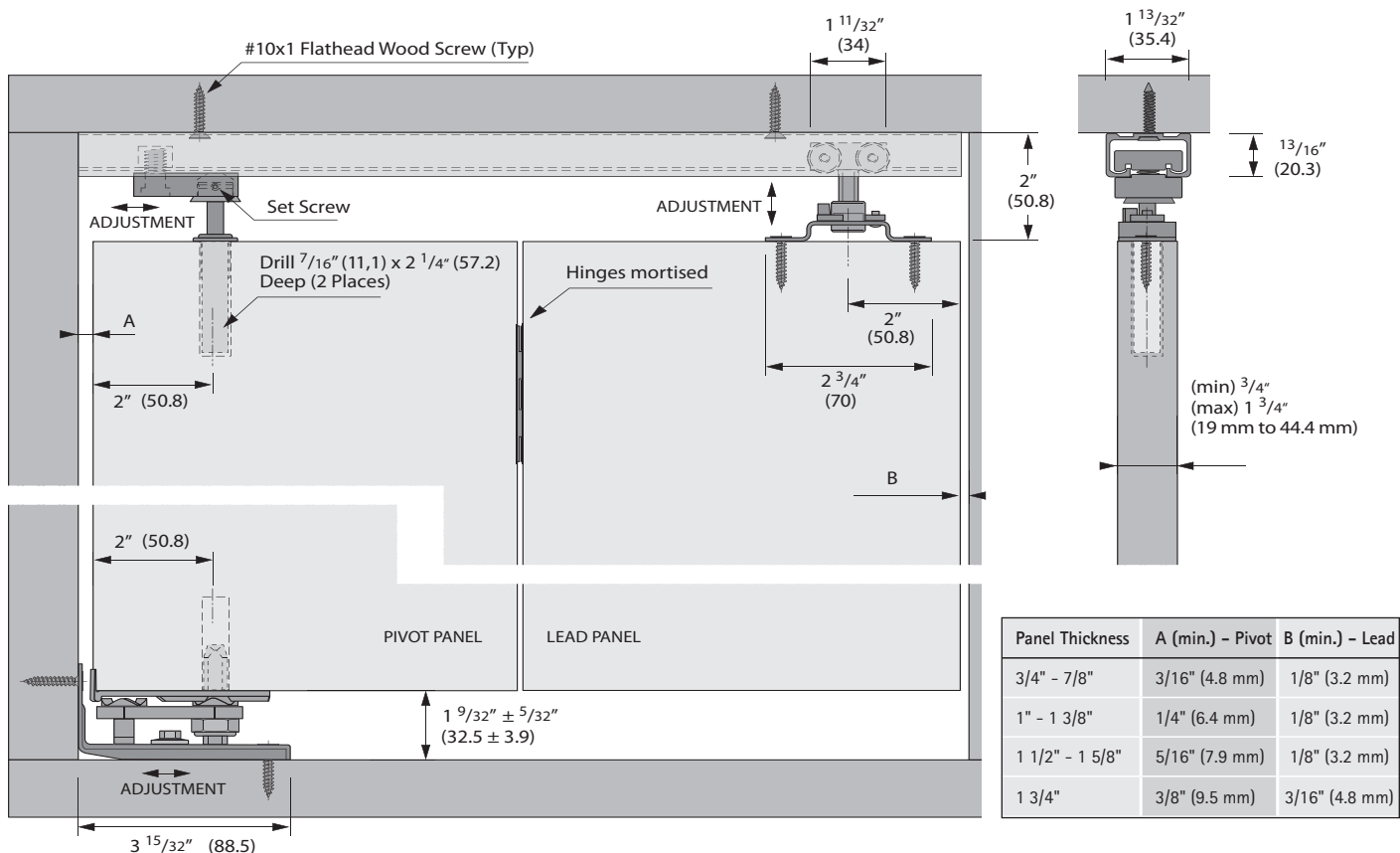
bi-fold up to 50 lbs/panel (23 kg/panel), multi-fold up to 30 lbs/panel (14 kg/panel)
for door thickness $\frac{3}{4}$ " (19 mm) to $1\frac{3}{4}$ " (44.4 mm), top mount, adjustable



Grant Bi-fold 50

A light duty top hung folding door system for residential and commercial applications. The Grant Bi-fold 50 system supports bi-folding and multi-folding door installations.

- For door panels $\frac{3}{4}$ " (19 mm) up to $1\frac{3}{4}$ " (44.4 mm)
- For bi-fold doors weighing up to 50 lbs (23 kg) per panel, and multi-fold doors weighing up to 30 lbs (14 kg) per panel for up to 6 panels one way
- Doors fold flat for better access
- Unique stay-open stay-close design keeps door in place
- Ball bearing carrier with 4-wheels for smooth and long lasting operation
- Simple and easy to install, floor cam functions as marking template ensuring top and bottom holes are aligned, no measuring needed
- Pre-drilled aluminum track up to 16' (4800 mm)
- No bottom guide assistance required
- Meets and/or exceeds ANSI/BHMA standards



Technical specifications are subject to change without notice

Specifications:

Mounting:	Top
Adjustment:	$\frac{5}{16}$ " (7.9 mm) vertical
Door thickness:	$\frac{3}{4}$ " (19 mm) to 1 $\frac{3}{4}$ " (44.4 mm)
Headroom:	1 $\frac{27}{32}$ " (46.8 mm) min., 2 $\frac{5}{32}$ " (54.8 mm) max.
Application:	Bi-fold and Multi-fold up to 6 panels one way

Grant Bi-fold 50 door hardware is available in three purchasing options

● -jamb pivot ○ -carrier

Option I

Complete package: includes track, hardware set, and all screws

Grant Bi-fold 50 2-dr 1-way set Hardware and track

Packing includes:
1 track 50E
1 hardware set Bi-fold 50

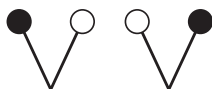


Length	Order no.	PU
3' (900 mm)	113 523 5	5 sets
4' (1200 mm)	113 523 6	5 sets

For longer track application order hardware set and track separately

Grant Bi-fold 50 4-dr 2-each way set Hardware and track

Packing includes:
1 track 50E
2 hardware set Bi-fold 50



Length	Order no.	PU
4' (1200 mm)	113 523 7	5 sets
5' (1500 mm)	113 523 8	5 sets
6' (1800 mm)	113 523 9	5 sets
8' (2400 mm)	113 524 0	5 sets

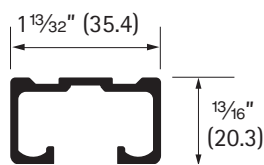
For longer track application order hardware set and track separately

Option II

Track only

Single track 50E

Aluminum extruded, pre-drilled holes



Length	Order no.	PU
3' (900 mm)	113 440 6	each
4' (1200 mm)	113 439 9	each
5' (1500 mm)	113 440 0	each
6' (1800 mm)	113 440 1	each
8' (2400 mm)	113 440 2	each
10' (3000 mm)	113 440 3	each
12' (3600 mm)	113 440 4	each
16' (4800 mm)	113 440 5	each

Screws not included – recommend #10 Flat Head

Option III

Hardware set only (without track)

Grant Bi-fold 50 Hardware set 2-dr 1-way for two door installation, one way

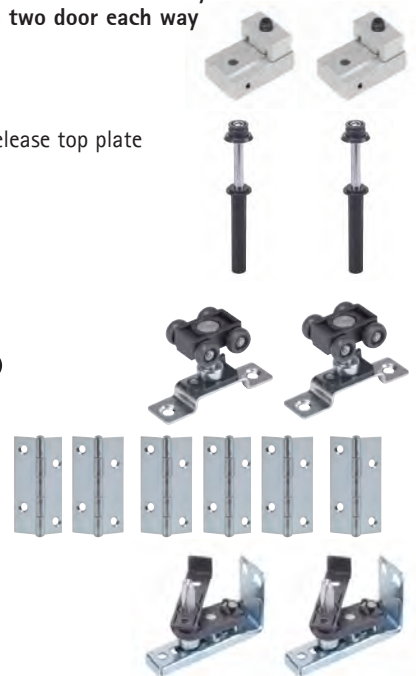
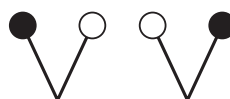
Hardware set includes:
1 pivot plate assembly
1 carrier 50E with quick release top plate
1 plunger spring assembly
1 floor cam assembly
1 bi-fold hinge set 2646
necessary screws
installation instructions



Article	Order no.	PU
Hardware set 2-dr 1-way	113 434 7	10 sets

Grant Bi-fold 50 Hardware set 4-dr 2-each way for four door installation, two door each way

Hardware set includes:
2 pivot plate assembly
2 carrier 50E with quick release top plate
2 plunger spring assembly
2 floor cam assembly
2 bi-fold hinge sets 2646
necessary screws
installation instructions



Article	Order no.	PU
Hardware set 4-dr 2-each way	113 524 3	10 sets

Light Duty Folding Door Set

Grant Bi-fold 50

bi-fold up to 50 lbs/panel (23 kg/panel), multi-fold up to 30 lbs/panel (14 kg/panel)
for door thickness $\frac{3}{4}$ " (19 mm) to $1\frac{3}{4}$ " (44.4 mm), top mount, adjustable

Grant Bi-fold 50 Multi-fold doors:

Up to 6 panels one way

Bi-fold applications up to 50 lbs/panel (23 kg/panel)

Multi-fold applications up to 30 lbs/panel (14 kg)

For each additional set of panels over two add one (1) - Grant carrier 50 w/top plate and one (1) - Bi-fold hinge set

No. of doors	Layout	Load Capacity per panel	Hardware sets less track	Item numbers to order
2		50 lbs (23 kg)	1 - set BF50 2-Dr 1-way	1 - 113 434 7
4		50 lbs (23 kg)	1 - set BF50 4-Dr 2-way	1 - 113 524 3
4		30 lbs (14 kg)	1 - set BF50 2-Dr 1-way 1 - carrier 50E w/ top plate 1 - bi-fold hinge set	1 - 113 434 7 1 - 113 432 2 1 - 113 440 7
6		30 lbs (14 kg)	1 - set BF50 2-Dr 1-way 2 - carrier 50E w/ top plate 2 - bi-fold hinge set	1 - 113 434 7 2 - 113 432 2 2 - 113 440 7
8		30 lbs (14 kg)	1 - set BF50 4-Dr 2-way 2 - carrier 50E w/ top plate 2 - bi-fold hinge set	1 - 113 524 3 2 - 113 432 2 2 - 113 440 7
8		30 lbs (14 kg)	1 - set BF50 4-Dr 2-way 2 - carrier 50E w/ top plate 2 - bi-fold hinge set	1 - 113 524 3 2 - 113 432 2 2 - 113 440 7

Grant Carrier 50E with top plate

four ball bearing wheels

quick release top plate

screws included



Article	Order no.	PU
Carrier 50E w/top plate	113 432 2	10

Bi-fold Hinge Set

Contains: Three (3) 2646 Hinges Screws included

Steel, zinc plated, mortised



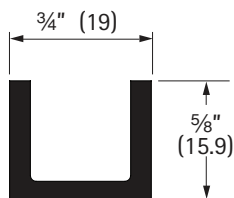
Article	Order no.	PU
Bi-fold Hinge Set	113 440 7	10

Accessory parts (not included in set)

NOTE: The Bi-fold 50 folding door system does not require the assistance of a bottom guide. If a bottom guide is desired the Guide channel 1222 and 1221 adjustable floor guide can be used. Installation measurements must be checked as some extreme adjustments may not work.

Guide channel 1222

Aluminum extruded



Length	Order no.	PU
4' (1200 mm)	050 142	5
5' (1500 mm)	050 143	5
6' (1800 mm)	050 144	5
8' (2400 mm)	050 145	5
10' (3000 mm)	050 146	5
12' (3600 mm)	050 147	5
16' (4800 mm)	050 148	5

Screws not included - recommend #6 Flat Head

Guide roller 1221

Steel, adjustable

Screws included

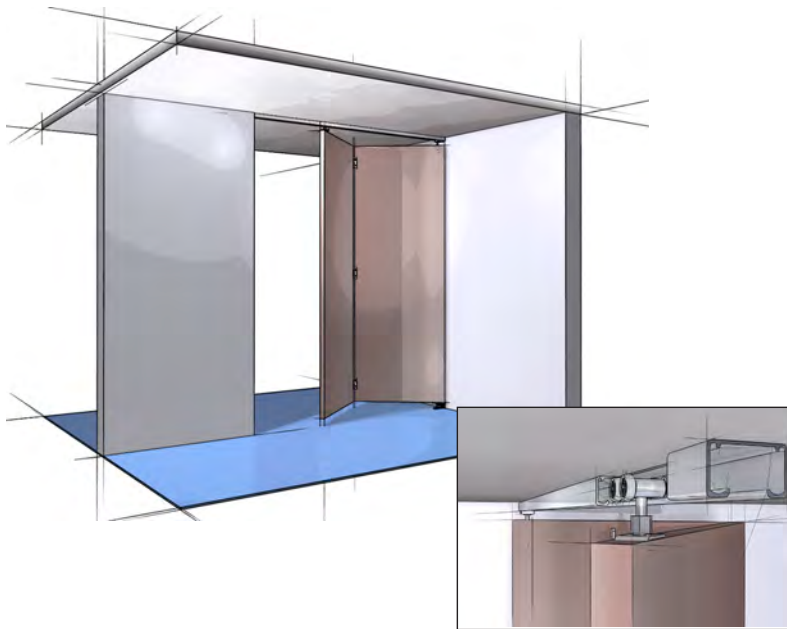


Article	Order no.	PU
Guide roller 1221	050 141	20

Medium Duty Bi-fold Door Set

Grant Bi-fold 150

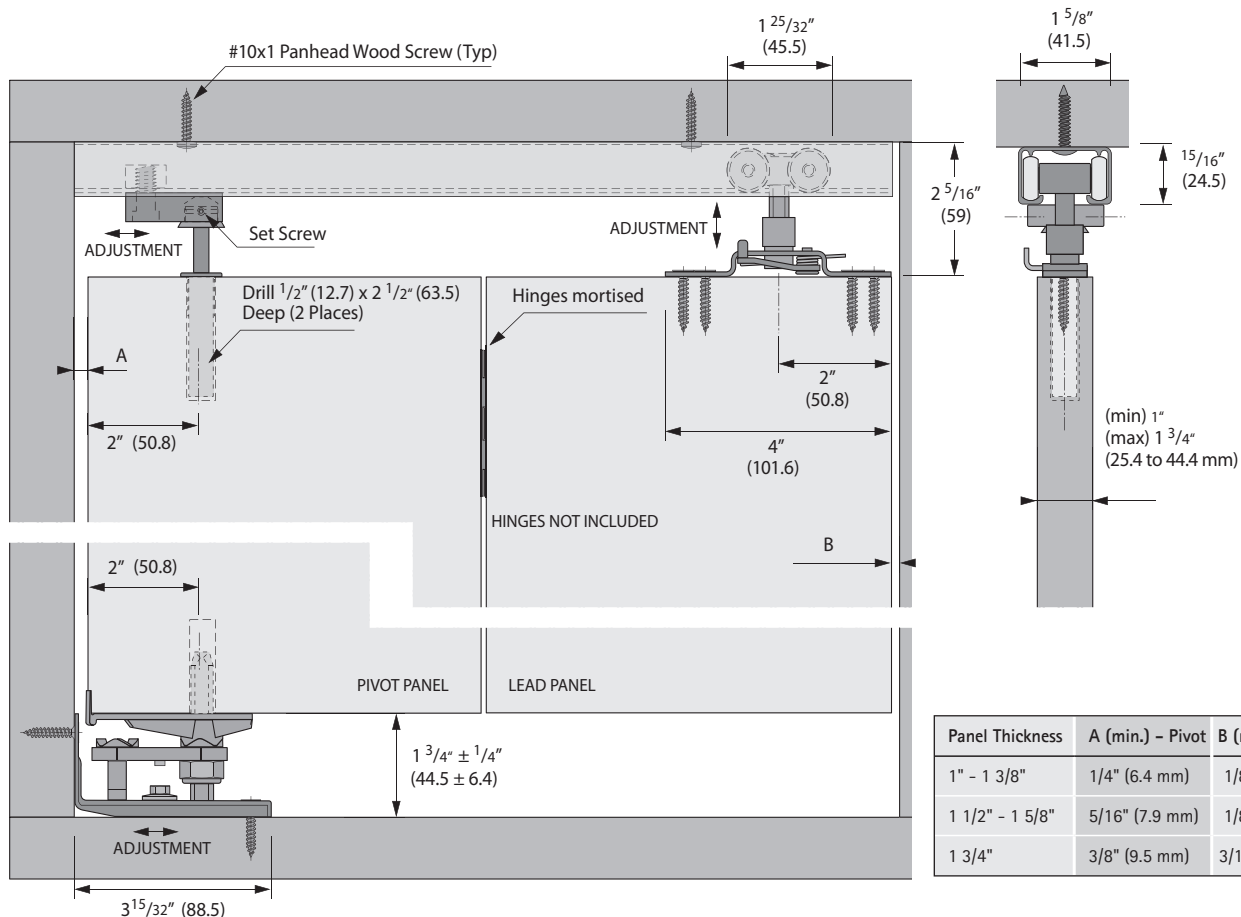
bi-fold up to 150 lbs/panel (68 kg/panel), multi-fold up to 75 lbs/panel (34 kg/panel)
for door thickness 1" (25.4 mm) to 1 3/4" (44.4 mm), top mount, adjustable



Grant Bi-fold 150

A medium duty, top hung folding door system. The Grant Bi-fold 150 system supports most medium duty residential and commercial grade bi-fold and multi-fold applications.

- For door panels 1" (25.4 mm) to 1 3/4" (44.4 mm)
- For bi-fold doors weighing up to 150 lbs (68 kg) per panel and multi-fold doors weighing up to 75 lbs (34 kg) per panel
- 4 wheel carrier with precision ball bearing wheels for quiet, effortless operation
- Doors fold flat for better access
- Unique stay-open stay-close design to keep doors in place
- Simple and easy to install, floor cam functions as marking template ensuring top and bottom holes are aligned, no measuring needed
- Pre-drilled Aluminum track up to 16' (4800 mm)
- No bottom guide assistance required
- Meets and/or exceeds ANSI/BHMA standards



Technical specifications are subject to change without notice

Specifications:

Mounting:	Top
Adjustment:	½" (12.7 mm) vertical
Door thickness:	1" (25.4 mm) to 1¾" (44.4 mm)
Headroom:	2 ⅙" (52.4 mm) min., 2 ⅞" (65.1 mm) max.
Application:	Bi-fold and Multi-fold up to 6 panels one way

Grant Bi-fold 150 door hardware is available in three purchasing options

● -jamb pivot ○ -carrier

Option I

Complete package: includes track, hardware set, and all screws

Grant Bi-fold 150 2-dr 1-way set

Hardware and track

Packing includes:

- 1 track 150E
- 1 hardware set Bi-fold 150



Length	Order no.	PU
4' (1200 mm)	113 524 4	5 sets
5' (1500 mm)	113 524 5	5 sets
6' (1800 mm)	113 524 6	5 sets
8' (2400 mm)	113 524 7	5 sets

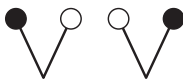
For longer track application order hardware set and track separately

Grant Bi-fold 150 4-dr 2-each way set

Hardware and track

Packing includes:

- 1 track 150E
- 2 hardware set Bi-fold 150



Length	Order no.	PU
4' (1200 mm)	113 524 8	5 sets
5' (1500 mm)	113 524 9	5 sets
6' (1800 mm)	113 525 0	5 sets
8' (2400 mm)	113 525 1	5 sets

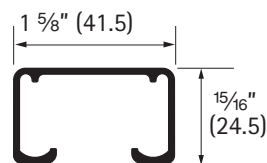
For longer track application order hardware set and track separately

Option II

Track only

Single track 150E

Aluminum extruded, pre-drilled holes



Length	Order no.	PU
4' (1200 mm)	113 443 1	each
5' (1500 mm)	113 443 2	each
6' (1800 mm)	113 443 3	each
8' (2400 mm)	113 443 4	each
10' (3000 mm)	113 443 5	each
12' (3600 mm)	113 443 6	each
16' (4800 mm)	113 443 7	each

Screws not included - recommend #10 Pan Head

Option III

Hardware set only (without track)

Grant Bi-fold 150 Hardware set 2-dr 1-way for two door installation, one way

Hardware set includes:

- 1 pivot plate assembly
- 1 carrier 150E with quick release top plate
- 1 plunger spring assembly
- 1 floor cam assembly
- necessary screws
- installation instructions

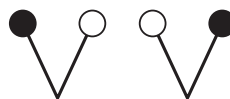


Article	Order no.	PU
Hardware set 2-dr 1-way	113 516 7	10 sets

Grant Bi-fold 150 Hardware set 4-dr 2-each way for four door installation, two door each way

Hardware set includes:

- 2 pivot plate assembly
- 2 carrier 150E with quick release top plate
- 2 plunger spring assembly
- 2 floor cam assembly
- necessary screws
- installation instructions



Article	Order no.	PU
Hardware set 4-dr 2-way	113 525 2	10 sets

Medium Duty Bi-fold Door Set

Grant Bi-fold 150

bi-fold up to 150 lbs/panel (68 kg/panel), multi-fold up to 75 lbs/panel (34 kg/panel)
for door thickness 1" (25.4 mm) to 1 ¾" (44.4 mm), top mount, adjustable

Grant Bi-fold 150 Multi-fold doors:

Up to 6 panels one way

Bi-fold applications up to 150 lbs/panel (68 kg/panel)

Multi-fold applications up to 75 lbs/panel (34 kg/panel)

For each additional set of panels over two add one (1) - Grant carrier 150E w/top plate and one (1) - Bi-fold hinge set

No. of doors	Layout	Load Capacity per panel	Hardware sets less track	Item numbers to order
2		150 lbs (68 kg)	1 - set BF150 2-Dr 1-way	1 - 113 516 7
4		150 lbs (68 kg)	1 - set BF150 4-Dr 2-way	1 - 113 525 2
4		75 lbs (34 kg)	1 - set BF150 2-Dr 1-way 1 - carrier 150E w/ top plate 1 - extra bi-fold hinge set (not incl.)	1 - 113 516 7 1 - 113 516 3 1 - extra bi-fold hinge sets
6		75 lbs (34 kg)	1 - set BF150 2-Dr 1-way 2 - carrier 150E w/ top plate 2 - extra bi-fold hinge set (not incl.)	1 - 113 516 7 2 - 113 516 3 2 - extra bi-fold hinge sets
8		75 lbs (34 kg)	1 - set BF150 4-Dr 2-way 2 - carrier 150E w/ top plate 2 - extra bi-fold hinge set (not incl.)	1 - 113 525 2 2 - 113 516 3 2 - extra bi-fold hinge sets
8		75 lbs (34 kg)	1 - set BF150 4-Dr 2-way 2 - carrier 150E w/ top plate 2 - extra bi-fold hinge set (not incl.)	1 - 113 525 2 2 - 113 516 3 2 - extra bi-fold hinge sets

Grant Carrier 150E with top plate

four ball bearing wheels

steel, spring loaded

quick release top plate

screws included



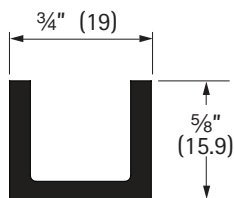
Article	Order no.	PU
Carrier 150E w/top plate	113 516 3	10

Accessory parts (not included in set)

NOTE: The Bi-fold 150 folding door system does not require the assistance of a bottom guide. If a bottom guide is desired the Guide channel 1222 and 1221 adjustable floor guide can be used. Installation measurements must be checked as some extreme adjustments may not work.

Guide channel 1222

Aluminum extruded



Length	Order no.	PU
4' (1200 mm)	050 142	5
5' (1500 mm)	050 143	5
6' (1800 mm)	050 144	5
8' (2400 mm)	050 145	5
10' (3000 mm)	050 146	5
12' (3600 mm)	050 147	5
16' (4800 mm)	050 148	5

Screws not included - recommend #6 Flat Head

Guide roller 1221

Steel, adjustable

Screws included



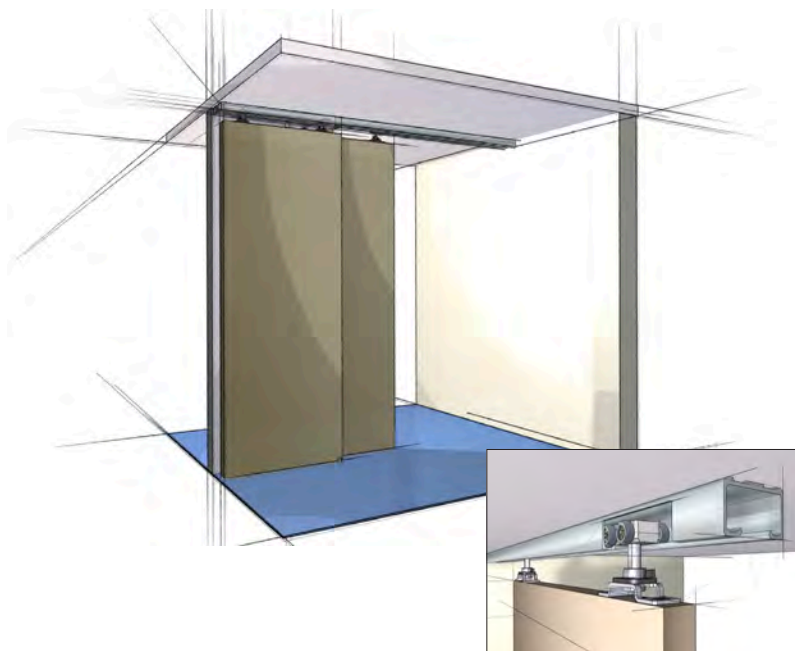
Article	Order no.	PU
Guide roller 1221	050 141	20

Single Door Set

Grant 75E

up to 75 lbs/door (34 kg/door)

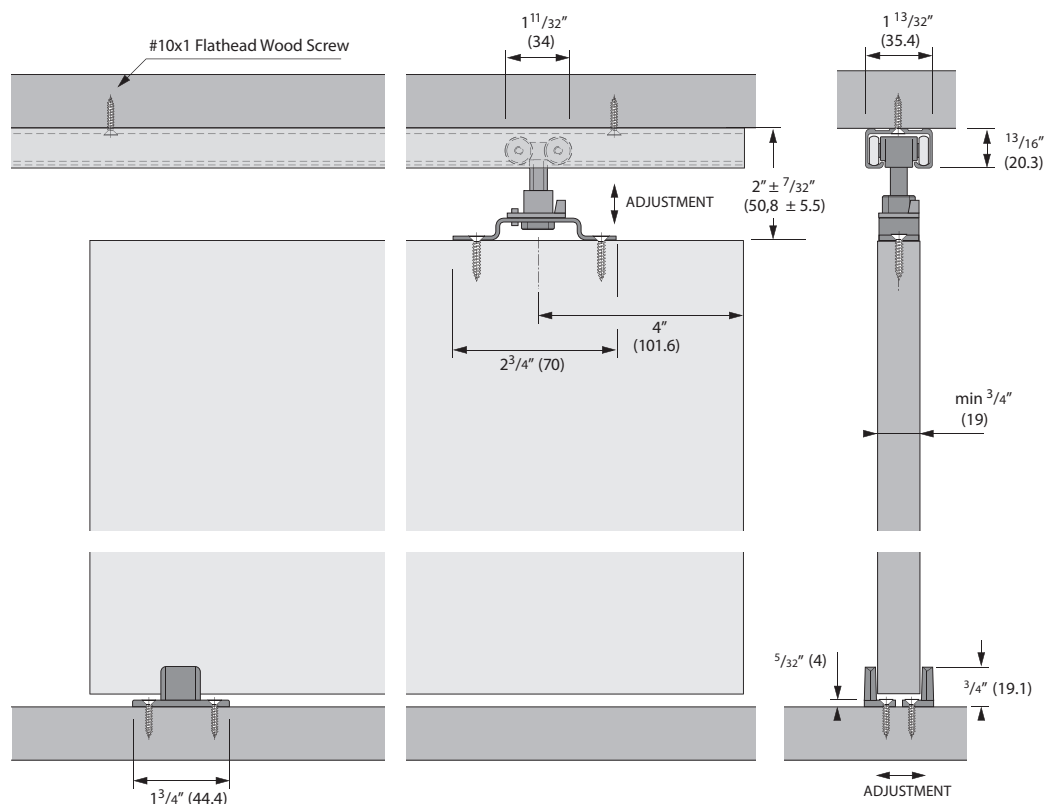
for door thickness $\frac{3}{4}$ " (19 mm) minimum, top mount, adjustable



Grant 75E

The Grant 75E Series is a medium duty commercial and residential grade sliding door hardware series ideal for single and bi-parting installations. Applications include doors between rooms, closet doors, cabinets, storage walls, and partitions.

- Precision ball bearing wheels ensure a smooth, quiet, and long lasting performance
- Pre-drilled aluminum box track hides the hardware
- Quick release mechanism for easy door installation and adjustment
- $\frac{7}{16}$ " (11.1 mm) vertical adjustment; minimal headroom required
- Track is available in lengths up to 16' (4800 mm)
- Flexible system - 50E tracks and carriers also used in Bi-fold 50 series
- Bi-parting applications achieved by adding an additional 75E Hardware set; By-pass applications can be achieved by mounting two tracks in parallel - 75E By-pass sets also available
- Meets and/or exceeds ANSI/BHMA standards



Specifications:

Mounting: Top
Adjustment: $\frac{7}{16}$ " (11.1 mm) vertical
Door thickness: $\frac{3}{4}$ " (19 mm) min.
Headroom: 1 $\frac{25}{32}$ " (45.2 mm) min., 2 $\frac{7}{32}$ " (56.4 mm) max.
Application: Single & bi-parting

Grant 75E Series door hardware is available in four purchasing options

Option I – Complete package

Includes mill finish track, hardware set, and all necessary screws

Hardware and track

Length	Order no.	PU
4' (1200 mm)	113 533 7	5 sets
5' (1500 mm)	113 533 8	5 sets
6' (1800 mm)	113 533 9	5 sets
8' (2400 mm)	113 534 0	5 sets


For longer track application order hardware set and track separately

Option II

Track only

Single track 50E

Aluminum extruded, pre-drilled holes



Length	Order no.	PU
3' (900 mm)	113 440 6	each
4' (1200 mm)	113 439 9	each
5' (1500 mm)	113 440 0	each
6' (1800 mm)	113 440 1	each
8' (2400 mm)	113 440 2	each
10' (3000 mm)	113 440 3	each
12' (3600 mm)	113 440 4	each
16' (4800 mm)	113 440 5	each

Screws not included – recommend #10 Flat Head

Option III

Hardware set only

**Grant 75E hardware set
(without track)**

The hardware set includes:
2 carriers 50E with precision ball bearing wheels
2 quick release top plates
1 floor guide 110
necessary screws
installation instructions

Article	Order no.	PU
Hardware set	113 533 3	10 sets

Option IV

Separate components

Grant 75E components:**Carrier 50E with quick release top plate**

Four precision ball bearing wheels,
adjustable

Screws included



Article	Order no.	PU
Carrier 50E	113 432 2	10

Floor Guide 110

Nylon, sold in pairs, for single door
installations, screws included

Dimensions: 1 $\frac{3}{4}$ " x $\frac{3}{4}$ " (44.4 x 19 mm)



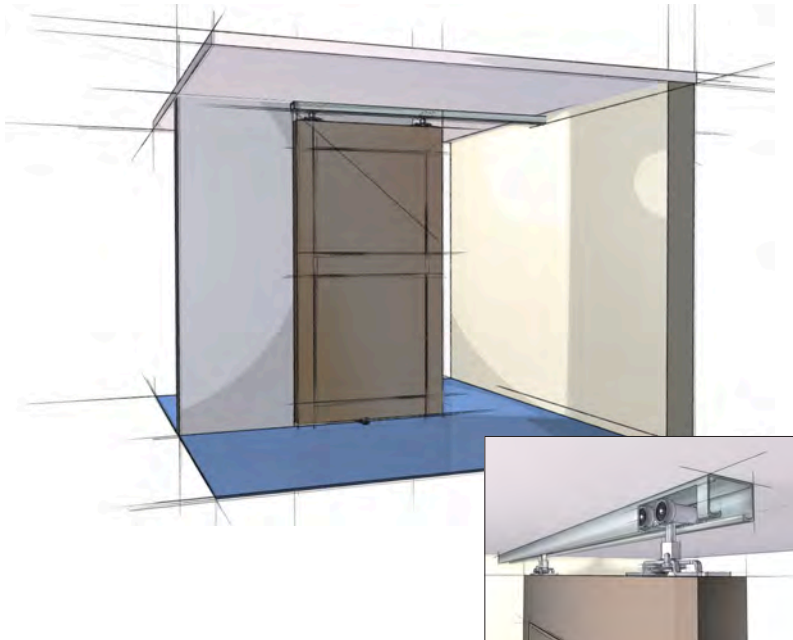
Finish	Order no.	PU
Floor guide 110	050 101	50 sets

Single Door Set

Grant 150E

up to 150 lbs/door (68 kg/door)

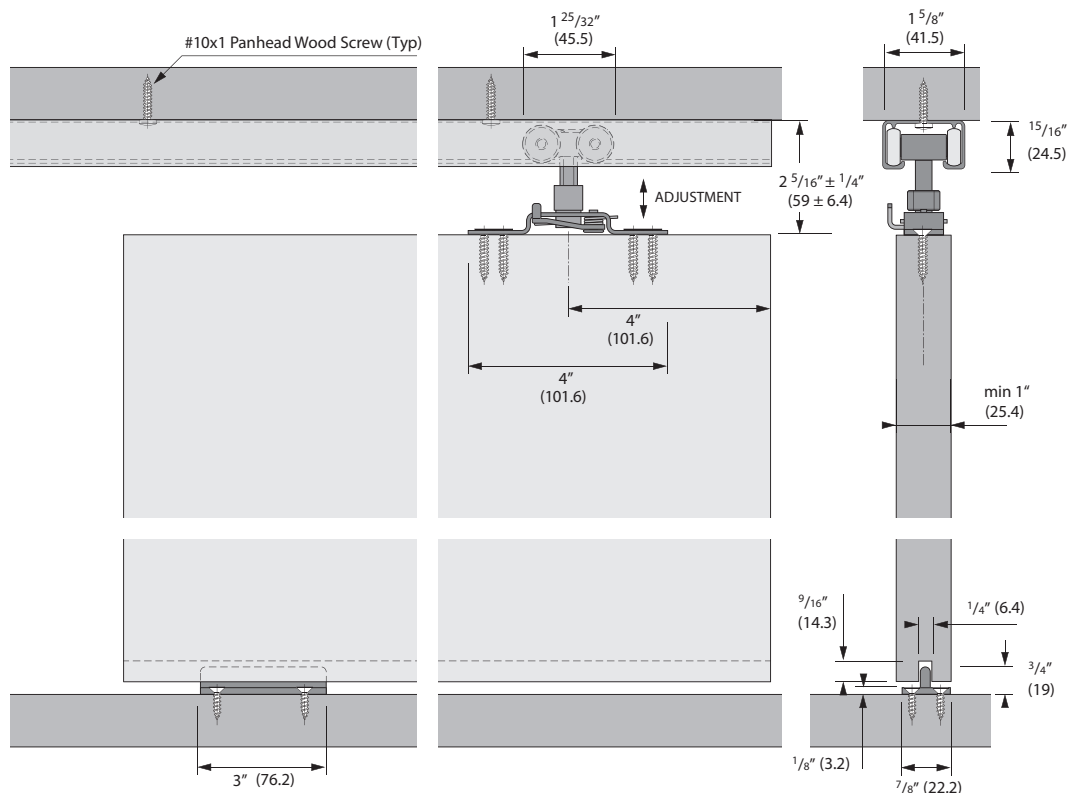
for door thickness 1" (25.4 mm) minimum, top mount, adjustable



Grant 150E

The Grant 150E Series is a medium duty commercial and residential grade sliding door hardware series ideal for single and bi-parting installations. Applications include doors between rooms, closet doors, cabinets, storage walls, and partitions.

- Precision ball bearing wheels ensure a smooth, quiet, and long lasting performance
- Pre-drilled aluminum box track hides the hardware
- Spring loaded quick release mechanism for easy door installation and adjustment
- 1/2" (12.7 mm) vertical adjustment; minimal headroom required
- Track is available in lengths up to 16' (4800 mm)
- Flexible system - 150E tracks and carriers also used in Bi-fold 150 series
- Bi-parting applications achieved by adding an additional 150E Hardware set; By-pass applications can be achieved by mounting two tracks in parallel - 150E By-pass sets also available
- Meets and/or exceeds ANSI/BHMA standards



Technical specifications are subject to change without notice

Specifications:

Mounting: Top
Adjustment: ½" (12.7 mm) vertical
Door thickness: 1" (25.4 mm) min.
Headroom: 2 ⅛" (52.4 mm) min., 2 ⅞" (65.1 mm) max.
Application: Single & bi-parting

Grant 150E Series door hardware is available in four purchasing options

Option I – Complete package

Includes mill finish track, hardware set, and all necessary screws

Hardware and track

Length	Order no.	PU
4' (1200 mm)	113 534 9	5 sets
5' (1500 mm)	113 535 0	5 sets
6' (1800 mm)	113 535 1	5 sets
8' (2400 mm)	113 535 2	5 sets

For longer track application order hardware set and track separately

Option II

Track only

Single track 150E

Aluminum extruded, pre-drilled holes



Length	Order no.	PU
4' (1200 mm)	113 443 1	each
5' (1500 mm)	113 443 2	each
6' (1800 mm)	113 443 3	each
8' (2400 mm)	113 443 4	each
10' (3000 mm)	113 443 5	each
12' (3600 mm)	113 443 6	each
16' (4800 mm)	113 443 7	each

Screws not included – recommend #10 Pan Head

Option III

Hardware set only

Grant 150E hardware set

(without track)

The hardware set includes:

- 2 carriers 150E with precision ball bearing wheels
- 2 quick release top plates
- 1 floor guide 7015
- necessary screws
- installation instructions

Article	Order no.	PU
Hardware set	113 533 4	10 sets

Option IV

Separate components

Grant 150E components**Carrier 150E with quick release top plate**

Four precision ball bearing wheels, adjustable

Steel, spring loaded quick release

Screws included



Article	Order no.	PU
Carrier 150E	113 516 3	10

Floor Guide 7015

Zinc diecast, for single door installations, screws included

Dimensions: 3" x ⅞" x ¾"
(76.2 x 22.2 x 19 mm)



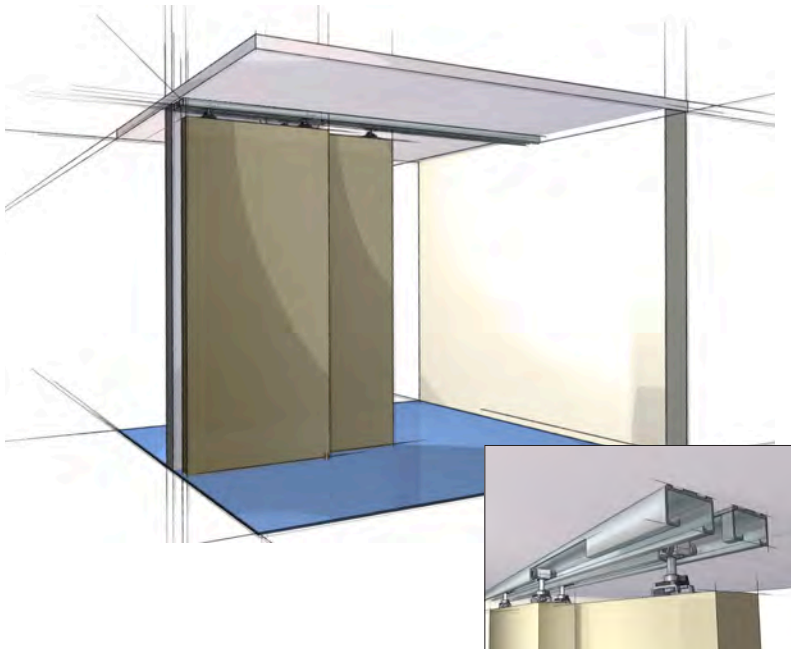
Finish	Order no.	PU
Floor guide 7015	050 562	50 sets

By-passing Door Set

Grant 75E By-pass

up to 75 lbs/door (34 kg/door)

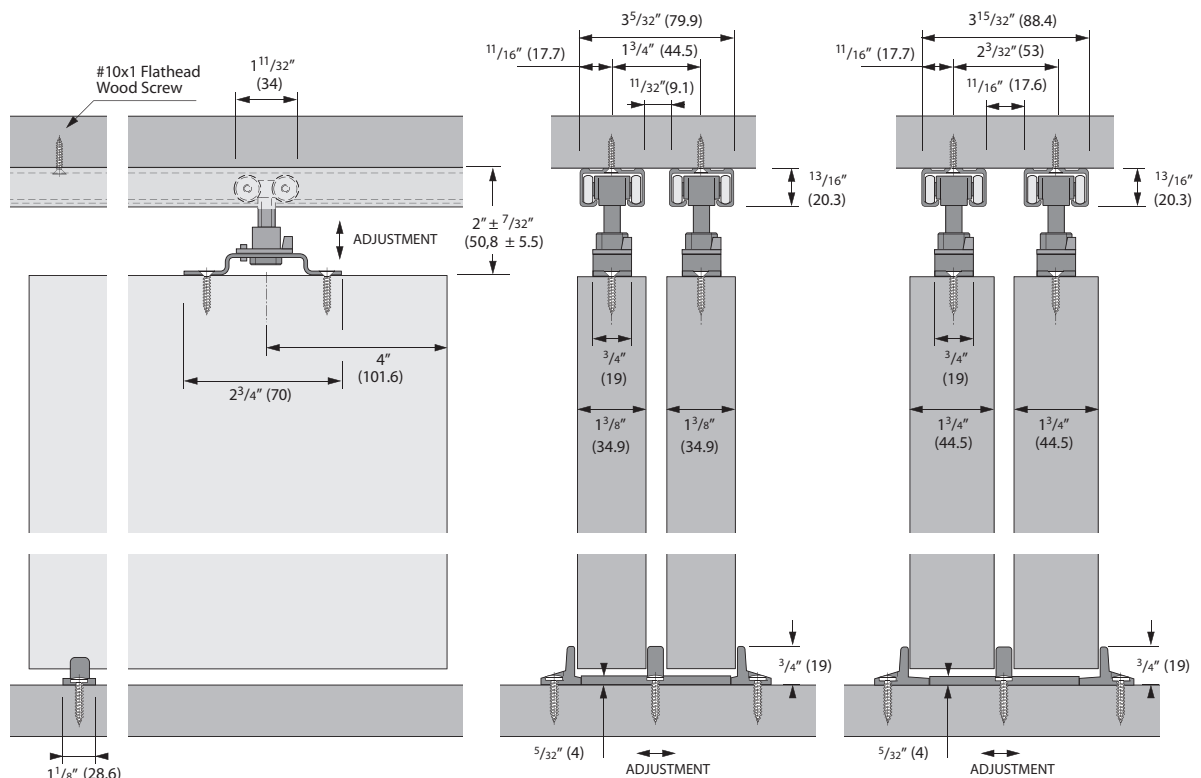
for door thickness $1\frac{3}{8}"$ (34.9 mm) and $1\frac{3}{4}"$ (44.4 mm), top mount, adjustable



Grant 75E By-pass

The Grant 75E Series is a medium duty commercial and residential grade sliding door hardware series for by-passing installations. Applications include doors between rooms, closet doors, cabinets, storage walls, and partitions.

- Precision ball bearing wheels ensure a smooth, quiet, and long lasting performance
- Pre-drilled aluminum box track hides the hardware
- Quick release mechanism for easy door installation and adjustment
- $\frac{7}{16}"$ (12.7 mm) vertical adjustment; minimal headroom required
- Track is available in lengths up to 16' (4800 mm)
- Flexible system – 75E tracks and carriers also used in Bi-fold 50 series
- Bi-parting applications achieved by adding an additional 75E Hardware set
- Meets and/or exceeds ANSI/BHMA standards



Technical specifications are subject to change without notice

Specifications:

Mounting: Top
Adjustment: $\frac{7}{16}$ " (11.1 mm) vertical
Door thickness: 1 $\frac{3}{8}$ " (34.9 mm) and 1 $\frac{3}{4}$ " (44.4 mm)
Headroom: 1 $2\frac{5}{32}$ " (45.2 mm) min., 2 $\frac{7}{32}$ " (56.4 mm) max.
Application: By-passing

Grant 75E By-pass Series door hardware is available in four purchasing options

Option I – Complete package

Includes two- mill finish pre-cut tracks, one- By-pass hardware set, all necessary screws, and installation instructions

By-pass Hardware and track set

Length	Order no.	PU
4' (1200 mm)	113 534 1	5 sets
5' (1500 mm)	113 534 2	5 sets
6' (1800 mm)	113 534 3	5 sets
8' (2400 mm)	113 534 4	5 sets


For longer track application order hardware set and track separately

Option II

Track only

Single track 50E

Aluminum extruded, pre-drilled holes



Length	Order no.	PU
3' (914 mm)	113 440 6	each
4' (1200 mm)	113 439 9	each
5' (1500 mm)	113 440 0	each
6' (1800 mm)	113 440 1	each
8' (2400 mm)	113 440 2	each
10' (3000 mm)	113 440 3	each
12' (3600 mm)	113 440 4	each
16' (4800 mm)	113 440 5	each

Screws not included - recommend #10 Flat Head

Option III

Hardware set only

**Grant 75E By-pass hardware set
(without track)**

The hardware set includes:
4 carriers 50E with precision ball bearing wheels
4 quick release top plates
1 adjustable floor guide 114
necessary screws
installation instructions

Article	Order no.	PU
Hardware set	113 533 5	10 sets

Option IV

Separate components

Grant 75E components**Carrier 50E with quick release top plate**

Four precision ball bearing wheels, adjustable

Screws included



Article	Order no.	PU
Carrier 50E	113 432 2	10

Floor Guide 114

Nylon, adjustable for doors $\frac{3}{4}$ " to 1 $\frac{3}{4}$ " (19 to 44.4 mm), for by-passing door installations, screws included

Dimensions: 3" x 1 $\frac{1}{8}$ " (76.2 x 28.6 mm)



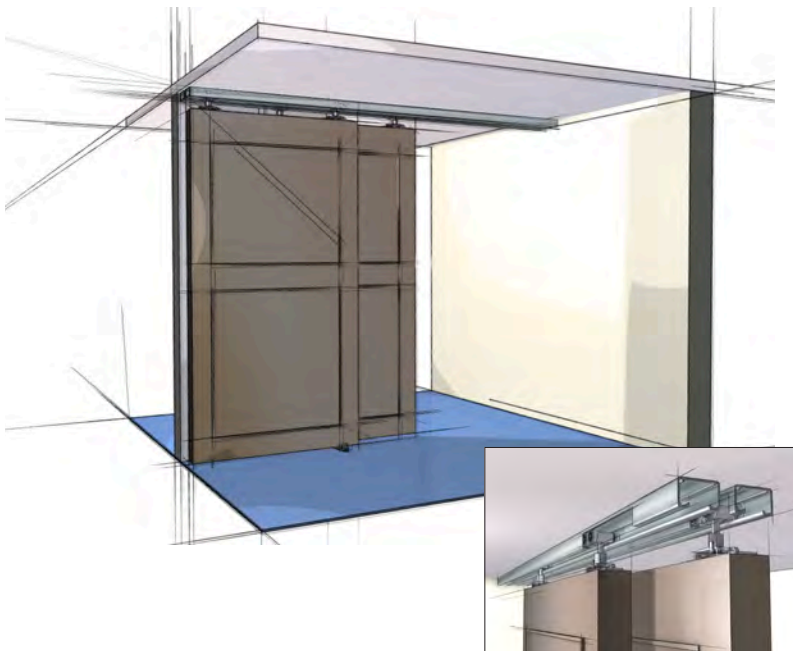
Finish	Order no.	PU
Floor guide 114	050 102	50

By-passing Door Set

Grant 150E By-pass

up to 150 lbs/door (68 kg/door)

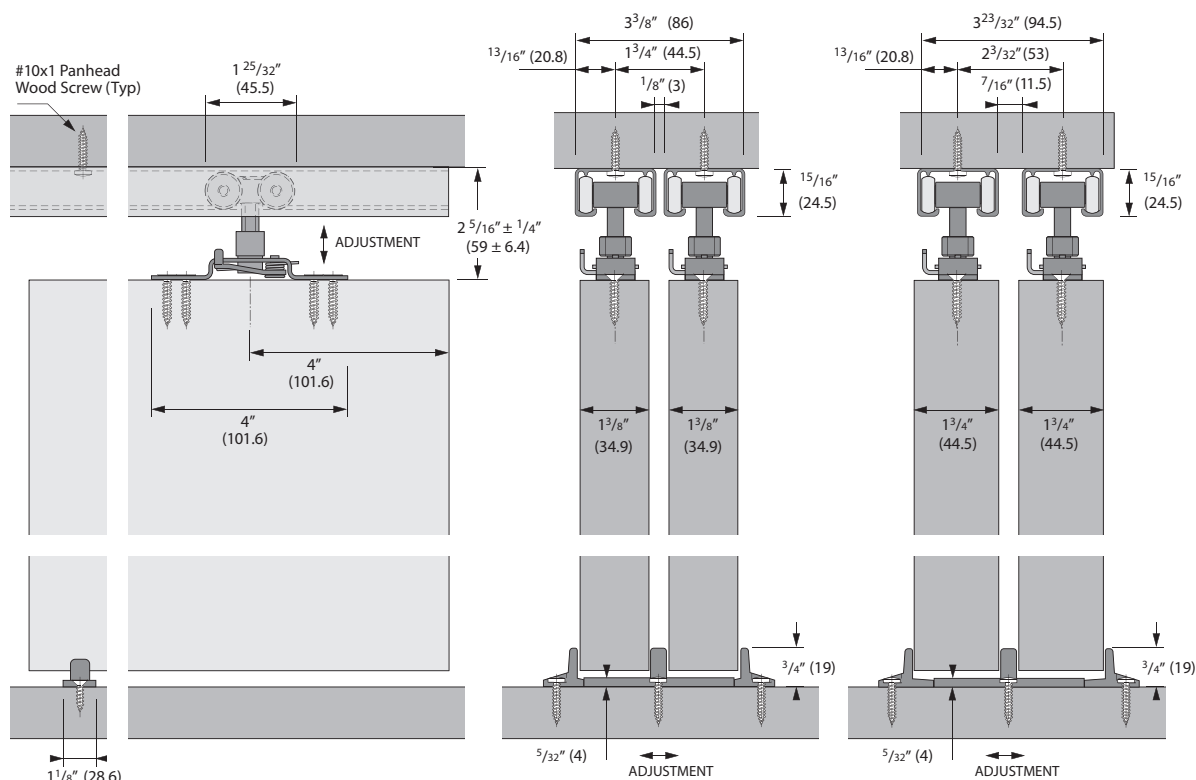
for door thickness 1 $\frac{3}{8}$ " (34.9 mm) and 1 $\frac{3}{4}$ " (44.4 mm), top mount, adjustable



Grant 150E By-pass

The Grant 150E Series is a medium duty commercial and residential grade sliding door hardware series for by-passing installations. Applications include doors between rooms, closet doors, cabinets, storage walls, and partitions.

- Precision ball bearing wheels ensure a smooth, quiet, and long lasting performance
- Pre-drilled aluminum box track hides the hardware
- Spring loaded quick release mechanism for easy door installation and adjustment
- $\frac{1}{2}$ " (11.1 mm) vertical adjustment; minimal headroom required
- Track is available in lengths up to 16' (4800 mm)
- Flexible system – 150E tracks and carriers also used in Bi-fold/Multi-fold 150 series
- Bi-parting applications achieved by adding an additional 150E Hardware set
- Meets and/or exceeds ANSI/BHMA standards



Technical specifications are subject to change without notice

Specifications:

Mounting: Top
 Adjustment: ½" (12.7 mm) vertical
 Door thickness: 1 ⅜" (34.9 mm) and 1 ¾" (44.4 mm)
 Headroom: 2 ⅙" (52.4 mm) min., 2 ⅝" (65.1 mm) max.
 Application: By-passing

Grant 150E By-pass Series door hardware is available in four purchasing options**Option I – Complete package**

Includes two- mill finish pre-cut tracks, one- By-pass hardware set, all necessary screws, and installation instructions

By-pass Hardware and track set

Length	Order no.	PU
4' (1200 mm)	113 535 3	5 sets
5' (1500 mm)	113 535 4	5 sets
6' (1800 mm)	113 535 5	5 sets
8' (2400 mm)	113 535 6	5 sets

For longer track application order hardware set and track separately

Option II

Track only

Single track 150E

Aluminum extruded, pre-drilled holes



Length	Order no.	PU
4' (1200 mm)	113 443 1	each
5' (1500 mm)	113 443 2	each
6' (1800 mm)	113 443 3	each
8' (2400 mm)	113 443 4	each
10' (3000 mm)	113 443 5	each
12' (3600 mm)	113 443 6	each
16' (4800 mm)	113 443 7	each

Screws not included - recommend #10 Pan Head

Option III

Hardware set only

Grant 150E By-pass hardware set
(without track)

The hardware set includes:
 4 carriers 150E with precision ball bearing wheels
 4 quick release top plates
 1 adjustable floor guide 114
 necessary screws
 installation instructions

Article	Order no.	PU
Hardware set	113 533 6	10 sets

Option IV

Separate components

Grant 150E components**Carrier 150E with quick release top plate**

Four precision ball bearing wheels, adjustable

Steel, spring loaded quick release

Screws included



Article	Order no.	PU
Carrier 150E	113 516 3	10

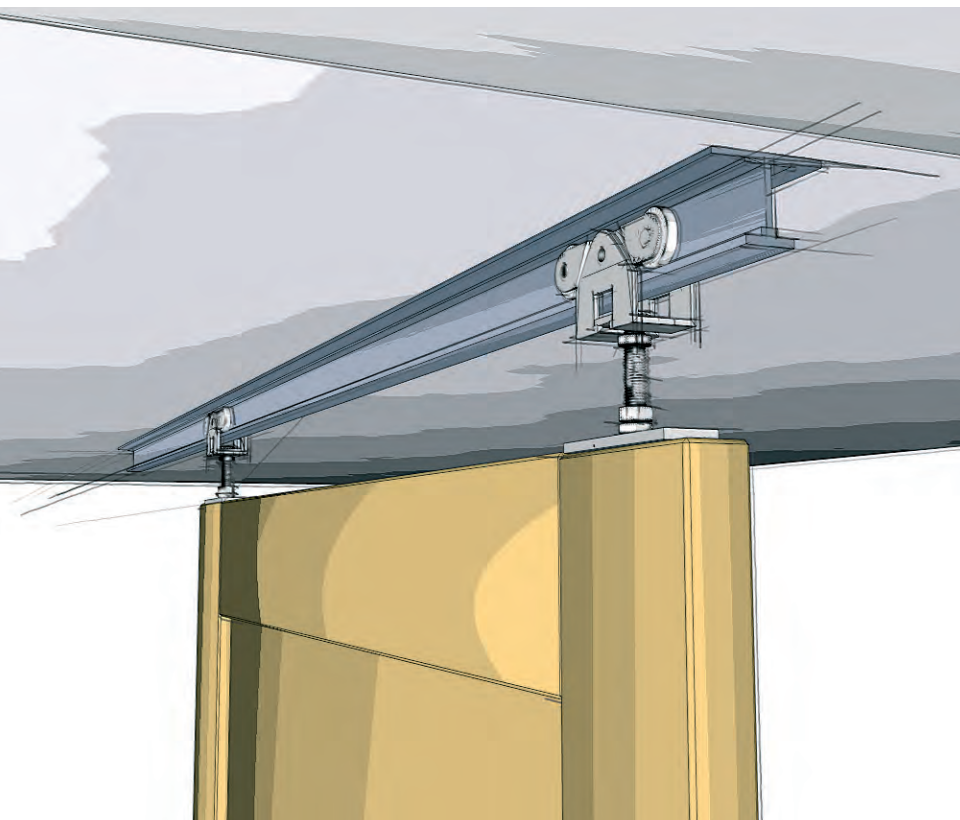
Floor Guide 114

Nylon, adjustable for doors ¾" to 1 ¾" (19 to 44.4 mm), for by-passing door installations, screws included

Dimensions: 3" x 1 ⅞" (76.2 x 28.6 mm)



Finish	Order no.	PU
Floor guide 114	050 102	50



Grant® Sliding Door Sets
for Single, Pocket and Bi-parting Doors

Single Door Set

Top Line Grant 6023

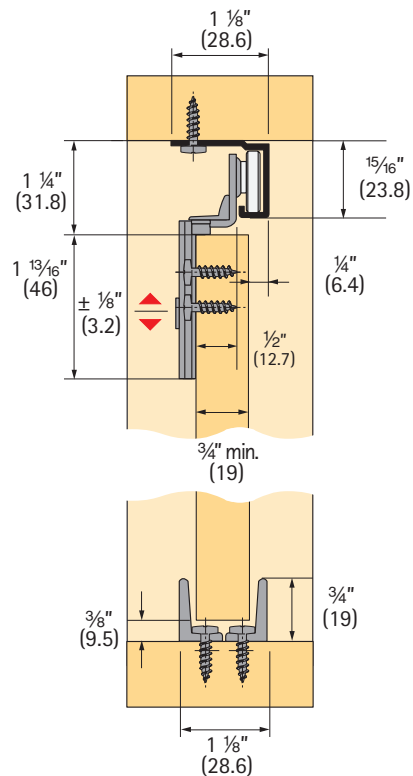
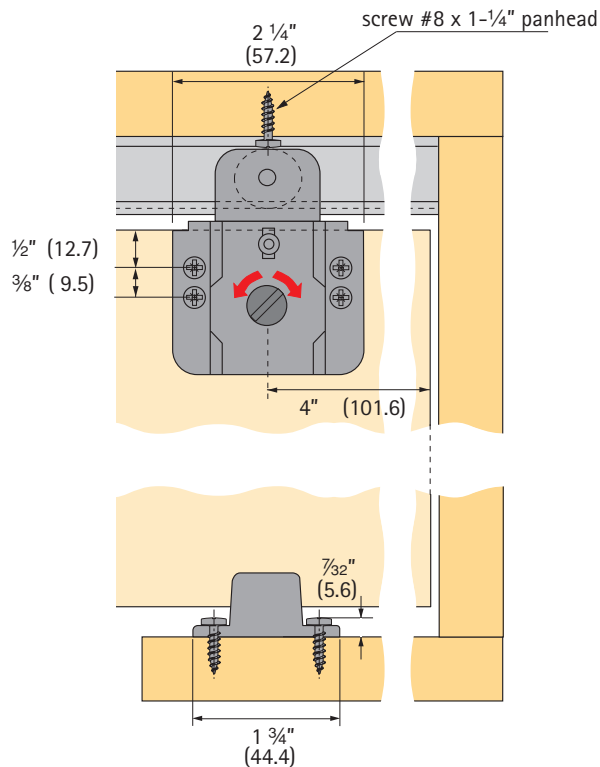
up to 50 lbs/door (23 kg/door)

for door thickness $\frac{3}{4}$ " (19 mm) minimum, side mount, adjustable

Top Line Grant 6023

A medium duty sliding door hardware series ideal for single and bi-parting installations. Applications include doors between rooms, closet doors, cabinets, storage walls, and partitions.

- For doors $\frac{3}{4}$ " and up weighing up to 50 lbs/door (23 kg/door)
- Ball-bearing wheels ensure a smooth, quiet and long lasting performance.
- Dual set of mounting holes; ideal for hollow core doors
- Easy-turn cam vertical adjustment
- Dust free track design
- Quick door hanging by tilting pre-mounted hardware onto track profile
- Floor guide required
- Made in USA



Technical specifications are subject to change without notice

Specifications:

Mounting: Side
Adjustment: ¼" (6.4 mm) vertical
Door thickness: ¾" (19 mm) min.
Headroom: 1½" (28.6 mm) min., 1¾" (34.9 mm) max
Application: Single & bi-parting

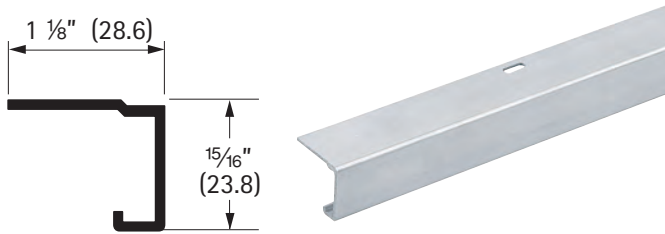
Top Line Grant 6023 door hardware is available in two purchasing options (not available in sets)

Option I

Track only

Single track 6003

Aluminum extruded, pre-drilled holes



Length	Order no.	PU
6' (1800 mm)	050 461	5
8' (2400 mm)	050 462	5
12' (3600 mm)	050 464	5

Screws not included - recommend #8 Pan Head

Option II

Separate components

Top Line Grant 6023 components**Carrier 6330**

Steel, single wheel, ½" offset, side mounting, adjustable, ball bearing wheel, dual mounting holes

Screws included



Finish	Order no.	PU
zinc-plated	113 333 4	50

Floor guide 110

Nylon, sold in pairs

Screws included



Finish	Order no.	PU
N/A	050 101	50 sets

Single Door Set

Top Line Grant 6053

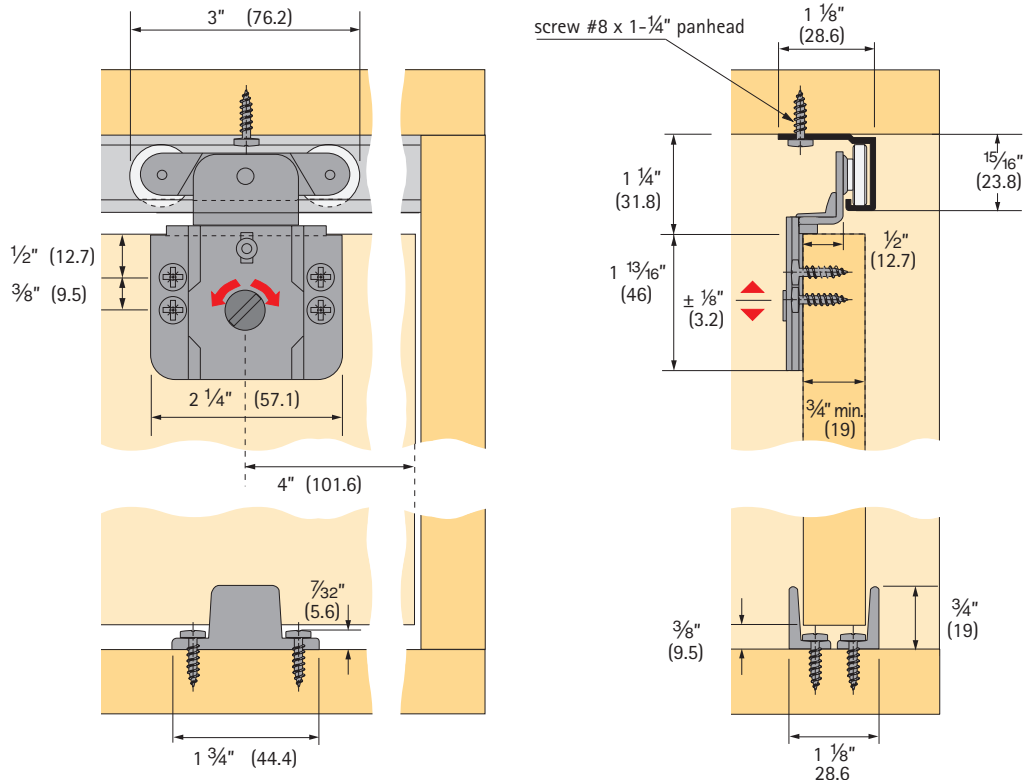
up to 75 lbs/door (34 kg/door)

for door thickness $\frac{3}{4}$ " (19 mm) minimum, side mount, adjustable

Top Line Grant 6053

A medium duty sliding door hardware series ideal for single and bi-parting installations. Applications include doors between rooms, closet doors, cabinets, storage walls, and partitions.

- For doors $\frac{3}{4}$ " and up weighing up to 75 lbs/door (34 kg/door)
- Ball-bearing wheels ensure a smooth, quiet and long lasting performance.
- Dual set of mounting holes; ideal for hollow core doors
- Easy-turn cam vertical adjustment
- Pivoting rocker arms ensure track-carrier contact.
- Dust free track design
- Quick door hanging by tilting pre-mounted hardware onto track profile
- Floor guide required
- Made in USA



Technical specifications are subject to change without notice

Specifications:

Mounting:	Side
Adjustment:	¼" (6.4 mm) vertical
Door thickness:	¾" (19 mm) min.
Headroom:	1⅞" (28.6 mm) min., 1⅝" (34.9 mm) max.
Application:	Single & bi-parting

Top Line Grant 6053 door hardware is available in four purchasing options

Option I

Complete package: includes track, hardware set, and all screws

Hardware and track

Length	Order no.	PU
4' (1200 mm)	113 332 3	10 sets
8' (2400 mm)	113 332 4	10 sets

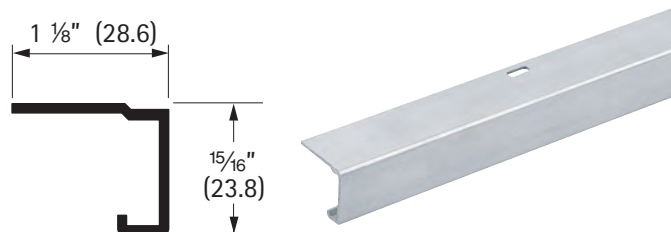
For longer track application order hardware set and track separately

Option II

Track only

Single track 6003

Aluminum extruded, pre-drilled holes



Length	Order no.	PU
6' (1800 mm)	050 461	5
8' (2400 mm)	050 462	5
12' (3600 mm)	050 464	5

Screws not included - recommend #8 Pan Head

Option III

Hardware set only

Top Line Grant 6053 hardware set
(without track)

The hardware set includes:
 2 carriers 6360 ball bearing wheels
 1 floor guide 110
 necessary screws
 installation instructions

Article	Order no.	PU
Hardware set	113 332 2	10 sets

Option IV

Separate components

Top Line Grant 6053 components**Carrier 6360**

Steel, double wheel, 1/2" offset side mounting, adjustable, ball bearing wheels, dual mounting holes

Screws included



Finish	Order no.	PU
zinc-plated	113 333 7	50

Floor guide 110

Nylon, sold in pairs

Screws included



Finish	Order no.	PU
N/A	050 101	50 sets

Single Door Set

Grant 75E

up to 75 lbs/door (34 kg/door)

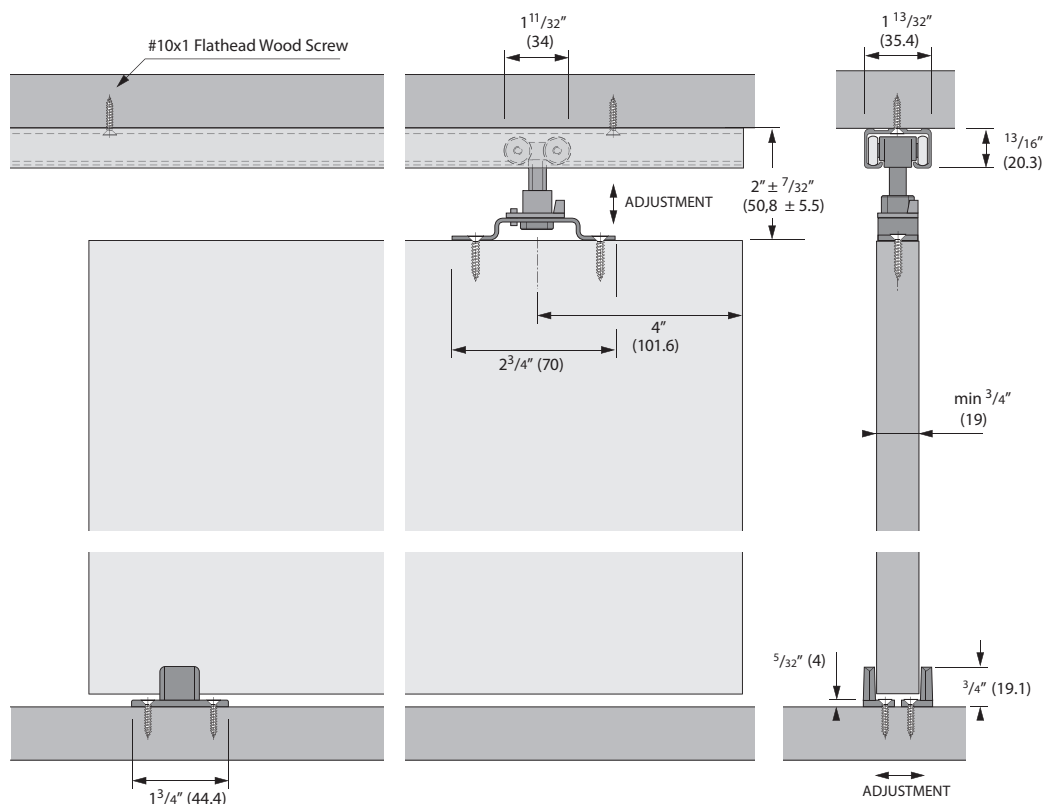
for door thickness $\frac{3}{4}$ " (19 mm) minimum, top mount, adjustable



Grant 75E

The Grant 75E Series is a medium duty commercial and residential grade sliding door hardware series ideal for single and bi-parting installations. Applications include doors between rooms, closet doors, cabinets, storage walls, and partitions.

- Precision ball bearing wheels ensure smooth, quiet, and long lasting performance
- Pre-drilled aluminum box track hides the hardware
- Quick release mechanism for easy door installation and adjustment
- $\frac{7}{16}$ " (11.1 mm) vertical adjustment; minimal headroom required
- Track is available in lengths up to 16' (4800 mm)
- Flexible system - 50E tracks and carriers also used in Bi-fold 50 series
- Bi-parting applications achieved by adding an additional 75E Hardware set; By-pass applications can be achieved by mounting two tracks in parallel - 75E By-pass sets also available
- Meets and/or exceeds ANSI/BHMA standards



Technical specifications are subject to change without notice

Specifications:

Mounting: Top
Adjustment: $\frac{7}{16}$ " (11.1 mm) vertical
Door thickness: $\frac{3}{4}$ " (19 mm) min.
Headroom: 1 $\frac{25}{32}$ " (45.2 mm) min., 2 $\frac{7}{32}$ " (56.4 mm) max.
Application: Single & bi-parting

Grant 75E Series door hardware is available in four purchasing options

Option I – Complete package

Includes mill finish track, hardware set, and all necessary screws

Hardware and track

Length	Order no.	PU
4' (1200 mm)	113 533 7	5 sets
5' (1500 mm)	113 533 8	5 sets
6' (1800 mm)	113 533 9	5 sets
8' (2400 mm)	113 534 0	5 sets


For longer track application order hardware set and track separately

Option II

Track only

Single track 50E

Aluminum extruded, pre-drilled holes



Length	Order no.	PU
3' (900 mm)	113 440 6	each
4' (1200 mm)	113 439 9	each
5' (1500 mm)	113 440 0	each
6' (1800 mm)	113 440 1	each
8' (2400 mm)	113 440 2	each
10' (3000 mm)	113 440 3	each
12' (3600 mm)	113 440 4	each
16' (4800 mm)	113 440 5	each

Screws not included – recommend #10 Flat Head

Option III

Hardware set only

**Grant 75E hardware set
(without track)**

The hardware set includes:
2 carriers 50E with precision ball bearing wheels
2 quick release top plates
1 floor guide 110
necessary screws
installation instructions

Article	Order no.	PU
Hardware set	113 533 3	10 sets

Option IV

Separate components

Grant 75E components:**Carrier 50E with quick release top plate**

Four precision ball bearing wheels,
adjustable

Screws included



Article	Order no.	PU
Carrier 50E	113 432 2	10

Floor Guide 110

Nylon, sold in pairs, for single door
installations, screws included

Dimensions: 1 $\frac{3}{4}$ " x $\frac{3}{4}$ " (44.4 x 19 mm)



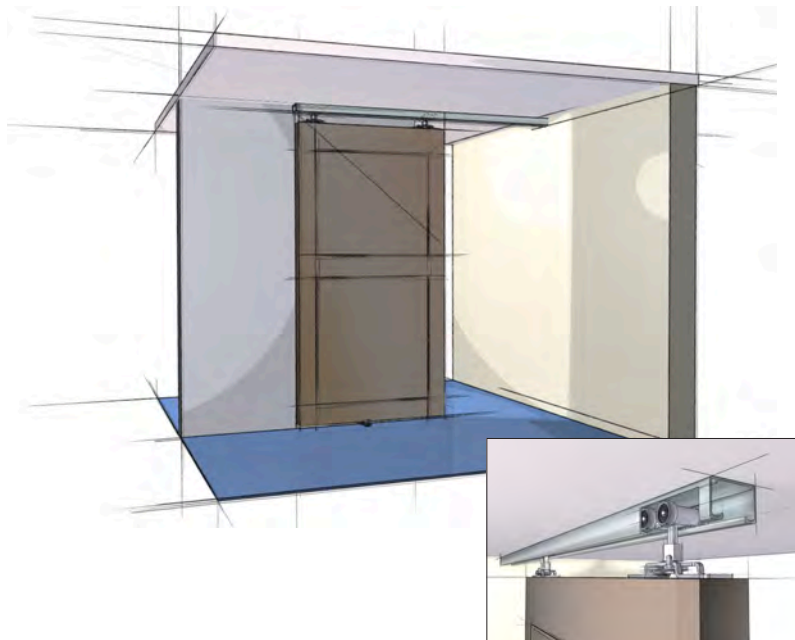
Finish	Order no.	PU
Floor guide 110	050 101	50 sets

Single Door Set

Grant 150E

up to 150 lbs/door (68 kg/door)

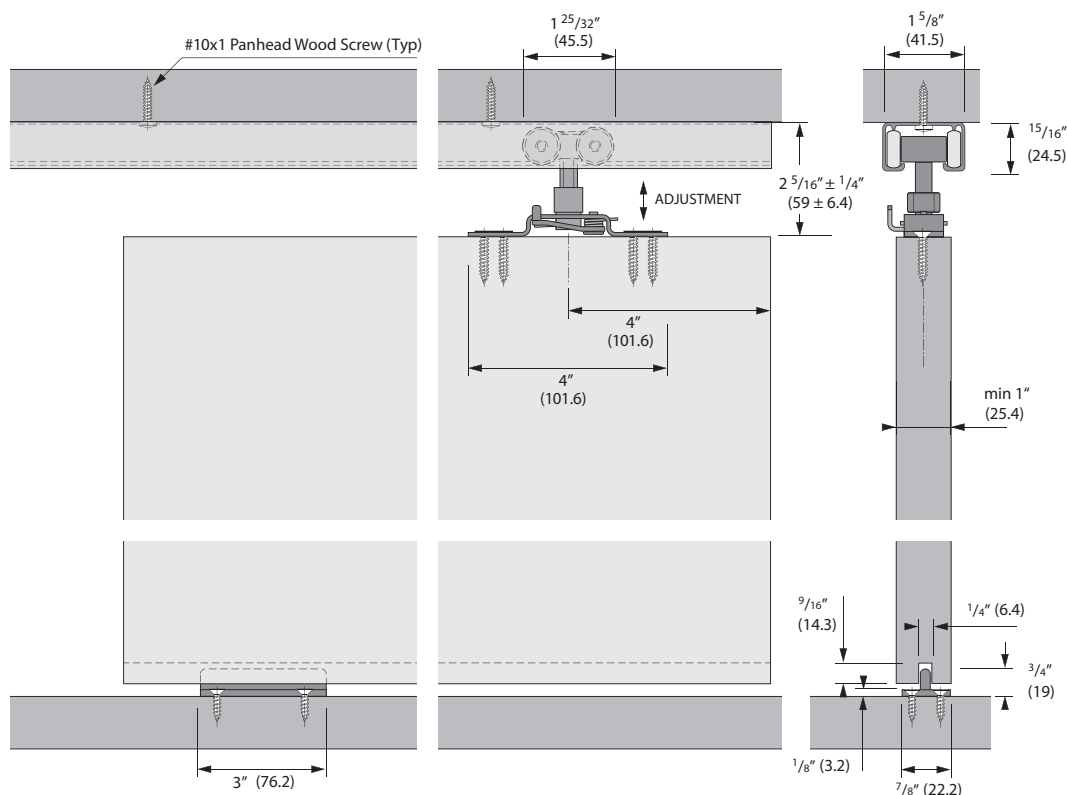
for door thickness 1" (25.4 mm) minimum, top mount, adjustable



Grant 150E

The Grant 150E Series is a medium duty commercial and residential grade sliding door hardware series ideal for single and bi-parting installations. Applications include doors between rooms, closet doors, cabinets, storage walls, and partitions.

- Precision ball bearing wheels ensure smooth, quiet, and long lasting performance
- Pre-drilled aluminum box track hides the hardware
- Spring loaded quick release mechanism for easy door installation and adjustment
- 1/2" (12.7 mm) vertical adjustment; minimal headroom required
- Track is available in lengths up to 16' (4800 mm)
- Flexible system - 150E tracks and carriers also used in Bi-fold 150 series
- Bi-parting applications achieved by adding an additional 150E Hardware set; By-pass applications can be achieved by mounting two tracks in parallel - 150E By-pass sets also available
- Meets and/or exceeds ANSI/BHMA standards



Specifications:

Mounting: Top
 Adjustment: ½" (12.7 mm) vertical
 Door thickness: 1" (25.4 mm) min.
 Headroom: 2 ⅛" (52.4 mm) min., 2 ⅞" (65.1 mm) max.
 Application: Single & bi-parting

Grant 150E Series door hardware is available in four purchasing options

Option I – Complete package

Includes mill finish track, hardware set, and all necessary screws

Hardware and track

Length	Order no.	PU
4' (1200 mm)	113 534 9	5 sets
5' (1500 mm)	113 535 0	5 sets
6' (1800 mm)	113 535 1	5 sets
8' (2400 mm)	113 535 2	5 sets

For longer track application order hardware set and track separately

Option II

Track only

Single track 150E

Aluminum extruded, pre-drilled holes



Length	Order no.	PU
4' (1200 mm)	113 443 1	each
5' (1500 mm)	113 443 2	each
6' (1800 mm)	113 443 3	each
8' (2400 mm)	113 443 4	each
10' (3000 mm)	113 443 5	each
12' (3600 mm)	113 443 6	each
16' (4800 mm)	113 443 7	each

Screws not included – recommend #10 Pan Head

Option III

Hardware set only

Grant 150E hardware set

(without track)

The hardware set includes:

- 2 carriers 150E with precision ball bearing wheels
- 2 quick release top plates
- 1 floor guide 7015
- necessary screws
- installation instructions

Article	Order no.	PU
Hardware set	113 533 4	10 sets

Option IV

Separate components

Grant 150E components**Carrier 150E with quick release top plate**

Four precision ball bearing wheels, adjustable

Steel, spring loaded quick release

Screws included



Article	Order no.	PU
Carrier 150E	113 516 3	10

Floor Guide 7015

Zinc diecast, for single door installations, screws included

Dimensions: 3" x ⅞" x ¾"
(76.2 x 22.2 x 19 mm)



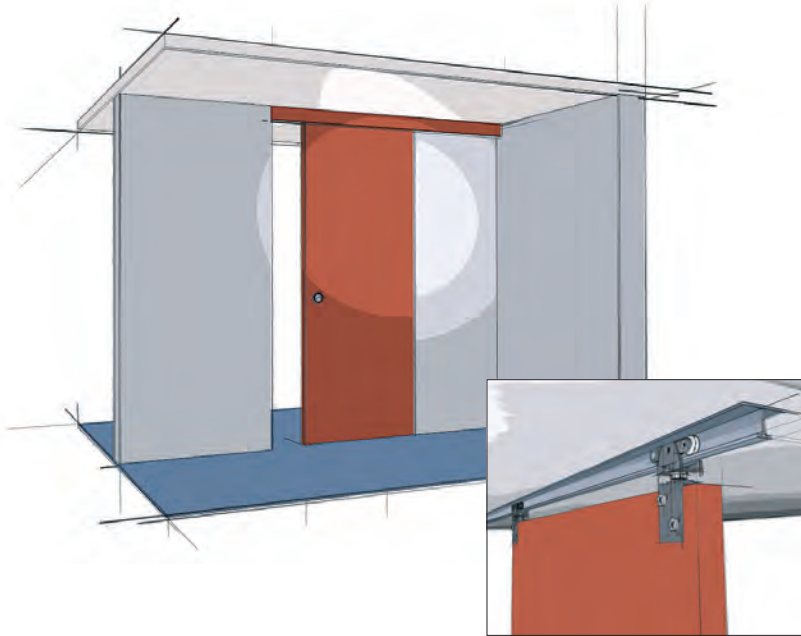
Finish	Order no.	PU
Floor guide 7015	050 562	50 sets

Single Door Set

Top Line Grant 71-034

up to 150 lbs/door (68 kg/door)

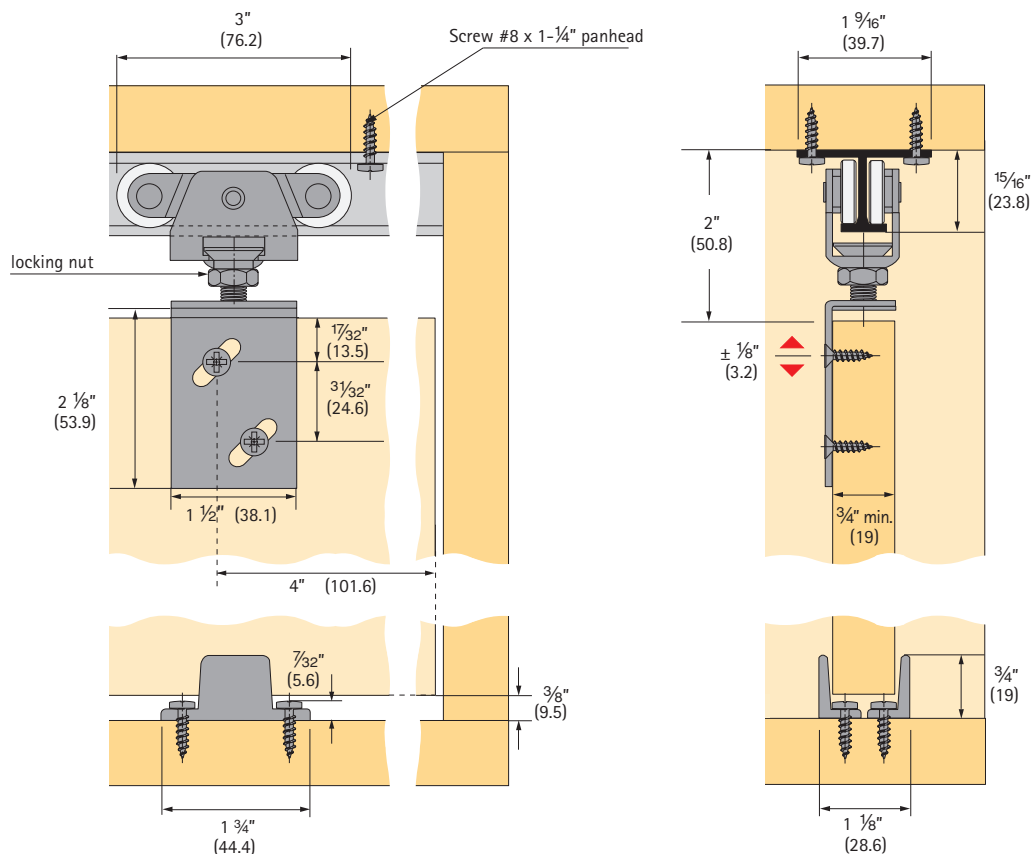
for door thickness $\frac{3}{4}$ " (19 mm) minimum, side mount, adjustable



Top Line Grant 71-034

A medium duty commercial and residential grade sliding door hardware series ideal for single and bi-parting installations. Applications include doors between rooms, closet doors, cabinets, storage walls, and partitions.

- For doors $\frac{3}{4}$ " and up weighing up to 150 lbs (68 kg), optional nylon wheel carrier up to 100 lbs (45 kg)
- Precision ball-bearing wheels ensure a smooth, quiet and long lasting performance.
- Heavy duty aluminum I-beam track; jump proof design
- Pivoting rocker arms ensure track-carrier contact.
- Ball and socket suspension compensates for minor header misalignment.
- Lock nut ensures permanent positioning.
- Serrations in apron permit vertical adjustment.
- Meets and/or exceeds ANSI/BHMA standards
- Made in USA



Specifications:

Mounting:	Side
Adjustment:	¼" (6.4 mm) vertical
Door thickness:	¾" (19 mm) min.
Headroom:	1⅞" (47.6 mm) min., 2⅞" (53.9 mm) max.
Application:	Single & bi-parting

Top Line Grant 71-034 door hardware is available in four purchasing options

Option I

Complete package: includes track, hardware set, and all screws

Hardware and track

Length	Order no.	PU
4' (1200 mm)	113 334 1	5 sets
6' (1800 mm)	113 334 2	5 sets

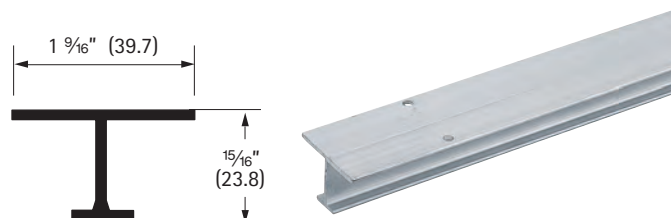
For longer track application order hardware set and track separately

Option II

Track only

Single track 7001

Aluminum extruded, pre-drilled holes



Length	Order no.	PU
4' (1200 mm)	050 519	5
5' (1500 mm)	050 520	5
6' (1800 mm)	050 521	5
8' (2400 mm)	050 522	5
10' (3000 mm)	050 523	5
12' (3600 mm)	050 524	5
16' (4800 mm)	050 525	5

Screws not included - recommend #8 Pan Head

Tracks 8' and under are notched at one end for easy access

Option III

Hardware set only

Top Line Grant 71-034 hardware set
(without track)

The hardware set includes:

- 2 carriers 7000 precision ball bearing wheels
- 2 aprons 7034
- 1 floor guide 110
- 1 wrench
- necessary screws
- installation instructions

Article	Order no.	PU
Hardware set	113 334 0	10 sets

Option IV

Separate components

Top Line Grant 71-034 components**Carrier 7000 ball bearing**

Steel, precision ball bearing wheels, up to 150 lbs/door (68 kg/door)



Finish	Order no.	PU
zinc-plated	113 333 9	100

Apron 7034

Electro zinc plated, Cold rolled steel, adjustable, ¾" offset

Screws included



Finish	Order no.	PU
zinc-plated	050 563	100

Floor guide 110

Nylon, sold in pairs

Screws included



Finish	Order no.	PU
N/A	050 101	50 sets

Optional parts (not included in set)**Carrier 7000 nylon**

Steel, wheel nylon, up to 100 lbs/door (45 kg/door)



Finish	Order no.	PU
zinc-plated	113 333 8	100

Bumper stop 7014

Steel, track mounted, rubber stop, 2 required per track



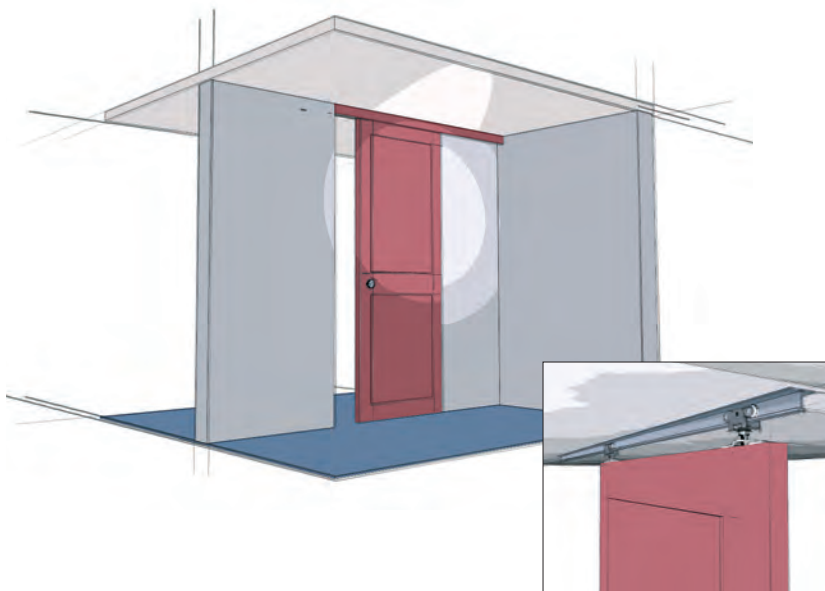
Finish	Order no.	PU
zinc-plated	050 561	20

Single Door Set

Top Line Grant 71-111

up to 150 lbs/door (68 kg/door)

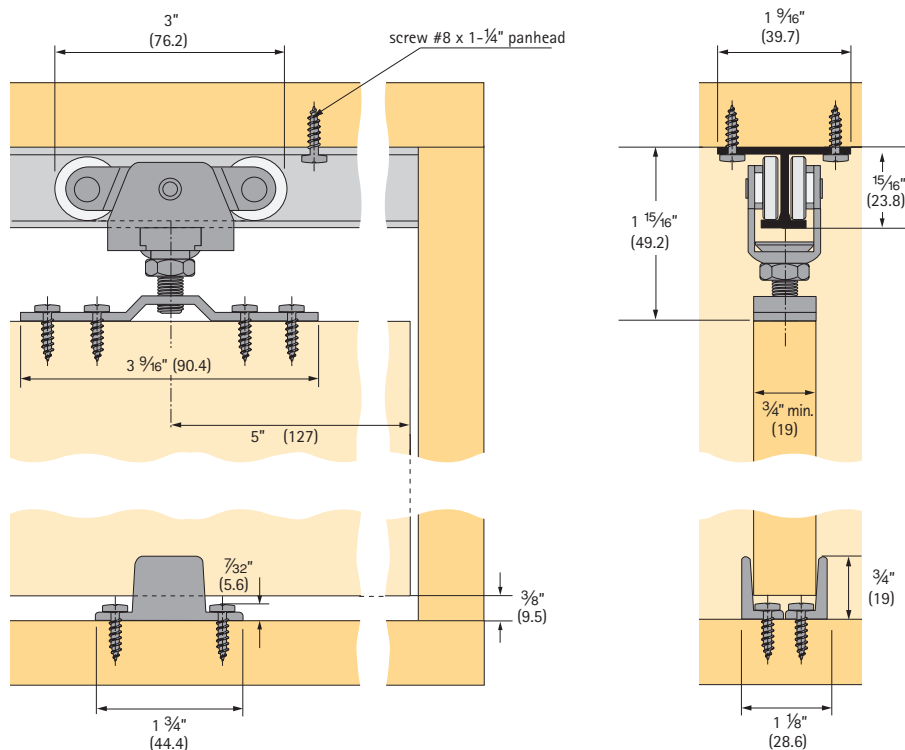
for door thickness $\frac{3}{4}$ " (19 mm) minimum, top mount, non-adjustable



Top Line Grant 71-111

A medium duty commercial and residential grade sliding door hardware series ideal for single and bi-parting installations. Applications include doors between rooms, closet doors, cabinets, storage walls, and partitions.

- For doors $\frac{3}{4}$ " and up weighing up to 150 lbs (68 kg), optional nylon wheel carrier up to 100 lbs (45 kg)
- Precision ball-bearing wheels ensure a smooth, quiet and long lasting performance.
- Non-adjustable
- Heavy duty aluminum I-beam track; jump proof design
- Pivoting rocker arms ensure track-carrier contact.
- Ball and socket suspension compensates for minor header misalignment.
- Lock nut ensures permanent positioning.
- Meets and/or exceeds ANSI/BHMA standards
- Made in USA



Technical specifications are subject to change without notice

Specifications:

Mounting: Top
 Adjustment: None
 Door thickness: 3/4" (19 mm) min.
 Headroom: 1 15/16" (49.2 mm)
 Application: Single & bi-parting

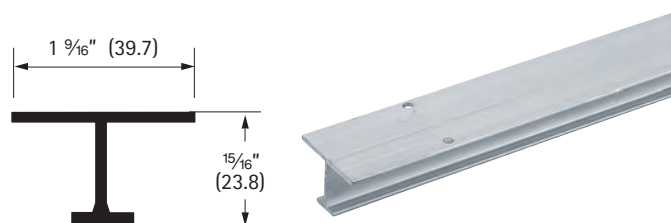
Top Line Grant 71-111 door hardware is available in two purchasing options (not available in sets)

Option I

Track only

Single track 7001

Aluminum extruded, pre-drilled holes



Length	Order no.	PU
4' (1200 mm)	050 519	5
5' (1500 mm)	050 520	5
6' (1800 mm)	050 521	5
8' (2400 mm)	050 522	5
10' (3000 mm)	050 523	5
12' (3600 mm)	050 524	5
16' (4800 mm)	050 525	5

Screws not included - recommend #8 Pan Head

Tracks 8' and under are notched at one end for easy access

Option II

Separate components

Top Line Grant 71-111 components**Carrier 7000 ball bearing**

Steel, precision ball bearing wheels, up to 150 lbs/door (68 kg/door)



Finish	Order no.	PU
zinc-plated	113 333 9	100

Carrier 7000 nylon

Steel, wheel nylon, up to 100 lbs/door (45 kg/door)



Finish	Order no.	PU
zinc-plated	113 333 8	100

Top plate 7111

Steel, with pendant bolt, non adjustable

Screws included



Finish	Order no.	PU
zinc-plated	050 564	100

Floor guide 110

Nylon, sold in pairs

Screws included



Finish	Order no.	PU
N/A	050 101	50 sets

Bumper stop 7014

Steel, track mounted, rubber stop, 2 required per track



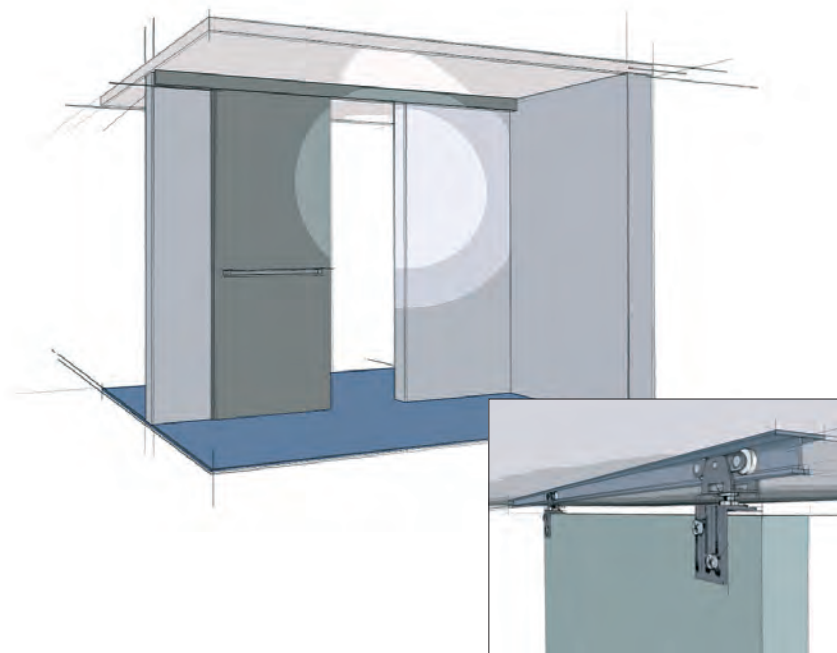
Finish	Order no.	PU
zinc-plated	050 561	20

Single Door Set

Top Line Grant 71-138

up to 150 lbs/door (68 kg/door)

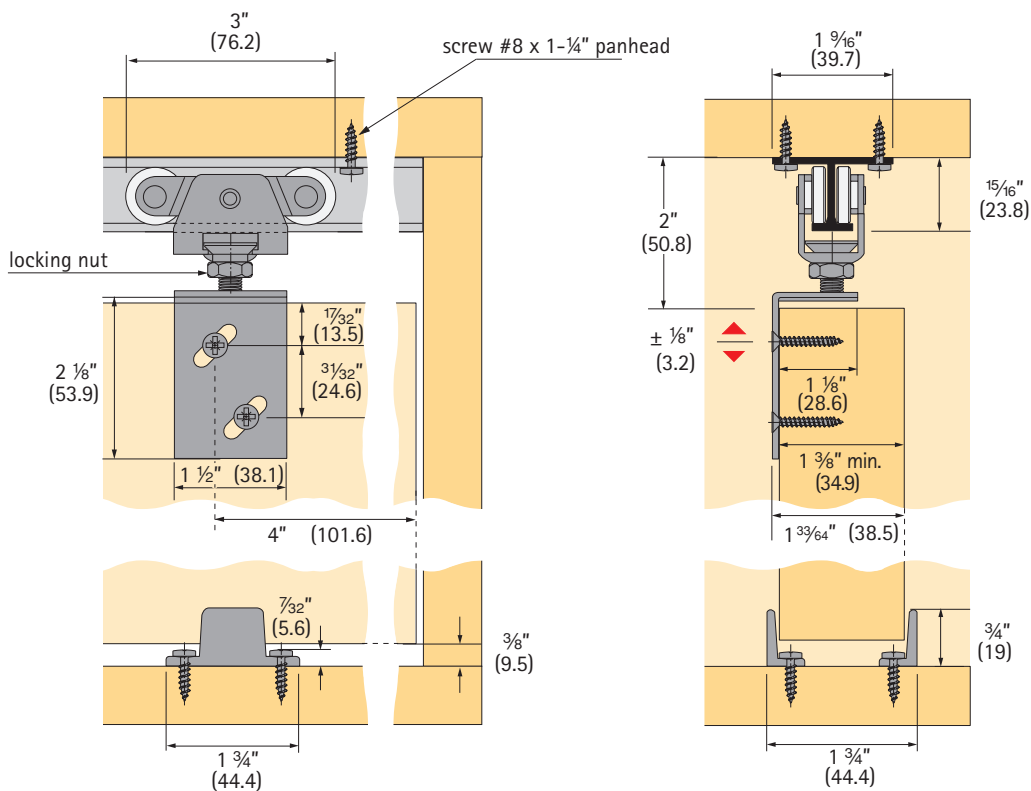
for door thickness 1 3/8" (34.9 mm) minimum, side mount, adjustable



Top Line Grant 71-138

A medium duty commercial and residential grade sliding door hardware series ideal for single and bi-parting installations. Applications include doors between rooms, closet doors, cabinets, storage walls, and partitions.

- For doors 1 3/8" and up weighing up to 150 lbs (68 kg), optional nylon wheel carrier up to 100 lbs (45 kg)
- Precision ball-bearing wheels ensure a smooth, quiet and long lasting performance.
- Heavy duty aluminum I-beam track; jump proof design
- Pivoting rocker arms ensure track-carrier contact.
- Ball and socket suspension compensates for minor header misalignment.
- Lock nut ensures permanent positioning.
- Serrations in apron permit vertical adjustment.
- Meets and/or exceeds ANSI/BHMA standards
- Made in USA



Technical specifications are subject to change without notice

Specifications:

Mounting:	Side
Adjustment:	¼" (6.4 mm) vertical
Door thickness:	1⅜" (34.9 mm) min.
Headroom:	1⅞" (47.6 mm) min., 2⅞" (53.9 mm) max.
Application:	Single & bi-parting

Top Line Grant 71-138 door hardware is available in four purchasing options**Option I**

Complete package: includes track, hardware set, and all screws

Hardware and track

Article	Order no.	PU
6' (1800 mm)	113 334 4	5 sets

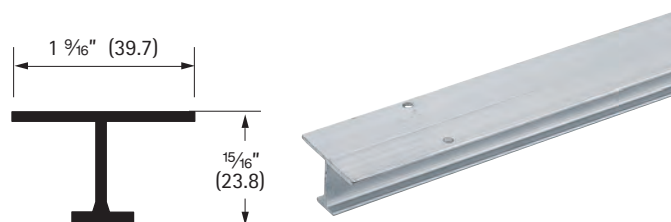
For longer track application order hardware set and track separately

Option II

Track only

Single track 7001

Aluminum extruded, pre-drilled holes



Length	Order no.	PU
4' (1200 mm)	050 519	5
5' (1500 mm)	050 520	5
6' (1800 mm)	050 521	5
8' (2400 mm)	050 522	5
10' (3000 mm)	050 523	5
12' (3600 mm)	050 524	5
16' (4800 mm)	050 525	5

Screws not included - recommend #8 Pan Head

Tracks 8' and under are notched at one end for easy access

Option III

Hardware set only

Top Line Grant 71-138 hardware set
(without track)

The hardware set includes:

- 2 carriers 7000 precision ball bearing wheels
- 2 aprons 7138
- 1 floor guide 110
- 1 wrench
- necessary screws
- installation instructions

Article	Order no.	PU
Hardware set	113 334 3	10 sets

Option IV

Separate components

Top Line Grant 71-138 components**Carrier 7000 ball bearing**

Steel, precision ball bearing wheels, up to 150 lbs/door (68 kg/door)



Finish	Order no.	PU
zinc-plated	113 333 9	100

Apron 7138

Cold rolled steel, adjustable, 1 ⅛" offset

Screws included



Finish	Order no.	PU
zinc-plated	050 565	100

Floor guide 110

Nylon, sold in pairs

Screws included



Finish	Order no.	PU
N/A	050 101	50 sets

Optional parts (not included in set)**Carrier 7000 nylon**

Steel, wheel nylon, up to 100 lbs/door (45 kg/door)

Screws included



Finish	Order no.	PU
zinc-plated	113 333 8	100

Bumper stop 7014

Steel, track mounted, rubber stop, 2 required per track



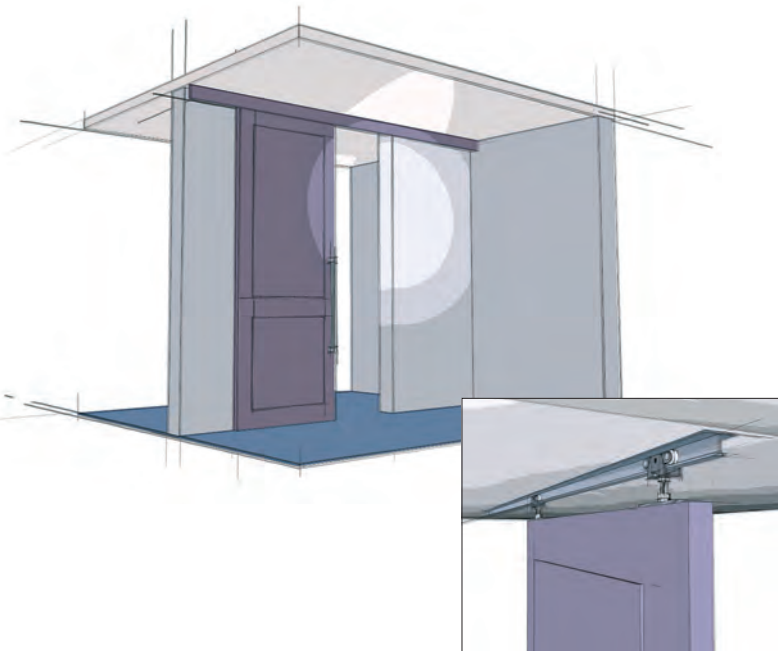
Finish	Order no.	PU
zinc-plated	050 561	20

Single Door Set

Top Line Grant 71-222

up to 150 lbs/door (68 kg/door)

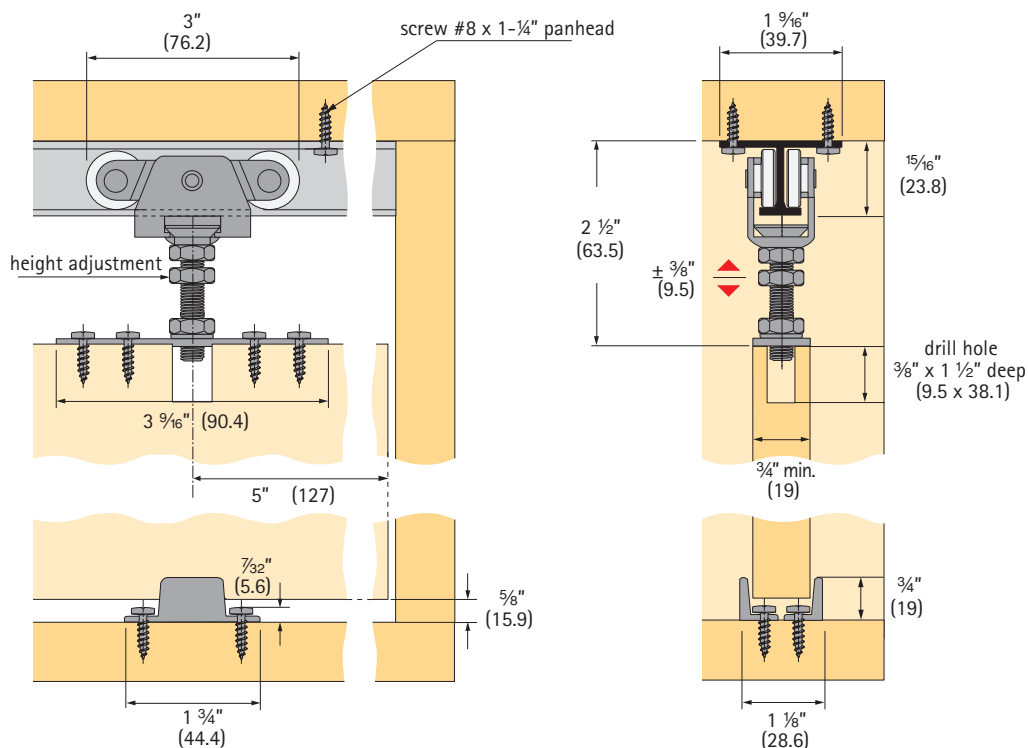
for door thickness $\frac{3}{4}$ " (19 mm) minimum, top mount, adjustable



Top Line Grant 71-222

A medium duty commercial and residential grade sliding door hardware series ideal for single and bi-parting installations. Applications include doors between rooms, closet doors, cabinets, storage walls, and partitions.

- For doors $\frac{3}{4}$ " and up weighing up to 150 lbs (68 kg), optional nylon wheel carrier up to 100 lbs (45 kg)
- Precision ball-bearing wheels ensure a smooth, quiet and long lasting performance.
- Heavy duty aluminum I-beam track; jump proof design
- Pivoting rocker arms ensure track-carrier contact.
- Ball and socket suspension compensates for minor header misalignment.
- Lock nut ensures permanent positioning.
- Vertical adjustment $\frac{3}{4}$ " (19.1 mm)
- Meets and/or exceeds ANSI/BHMA standards
- Made in USA



Technical specifications are subject to change without notice

Specifications:

Mounting:	Top
Adjustment:	¾" (19 mm) vertical
Door thickness:	¾" (19 mm) min.
Headroom:	2½" (53.9 mm) min., 2⅞" (73 mm) max.
Application:	Single & bi-parting

Top Line Grant 71-222 door hardware is available in four purchasing options

Option I

Complete package: includes track, hardware set, and all screws

Hardware and track

Length	Order no.	PU
4' (1200 mm)	113 334 6	5 sets
5' (1500 mm)	113 334 7	5 sets
6' (1800 mm)	113 334 8	5 sets
8' (2400 mm)	113 334 9	5 sets

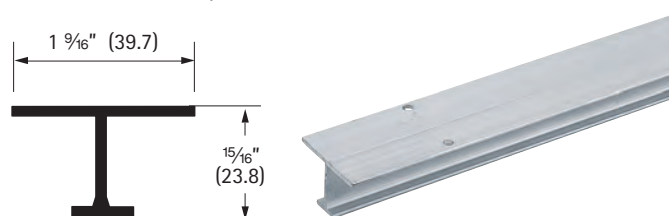
For longer track application order hardware set and track separately

Option II

Track only

Single track 7001

Aluminum extruded, pre-drilled holes



Length	Order no.	PU
4' (1200 mm)	050 519	5
5' (1500 mm)	050 520	5
6' (1800 mm)	050 521	5
8' (2400 mm)	050 522	5
10' (3000 mm)	050 523	5
12' (3600 mm)	050 524	5
16' (4800 mm)	050 525	5

Screws not included - recommend #8 Pan Head

Tracks 8' and under are notched at one end for easy access

Option III

Hardware set only

Top Line Grant 71-222 hardware set
(without track)

The hardware set includes:

- 2 carriers 7000 precision ball bearing wheels
- 2 top plates with adjustable pendant bolts 7222
- 1 floor guide 110
- 1 wrench
- necessary screws
- installation instructions

Article	Order no.	PU
Hardware set	113 334 5	10 sets

Option IV

Separate components

Top Line Grant 71-222 components**Carrier 7000 ball bearing**

Steel, precision ball bearing wheels,
up to 150 lbs/door (68 kg/door)



Finish	Order no.	PU
zinc-plated	113 333 9	100

Top plate 7222

Steel,
with pendant bolt, adjustable

Screws included



Finish	Order no.	PU
zinc-plated	050 566	50

Floor guide 110

Nylon, sold in pairs

Screws included



Finish	Order no.	PU
N/A	050 101	50 sets

Optional parts (not included in set)**Carrier 7000 nylon**

Steel, wheel nylon,
up to 100 lbs/door (45 kg/door)



Finish	Order no.	PU
zinc-plated	113 333 8	100

Bumper stop 7014

Steel, track mounted,
rubber stop, 2 required per track



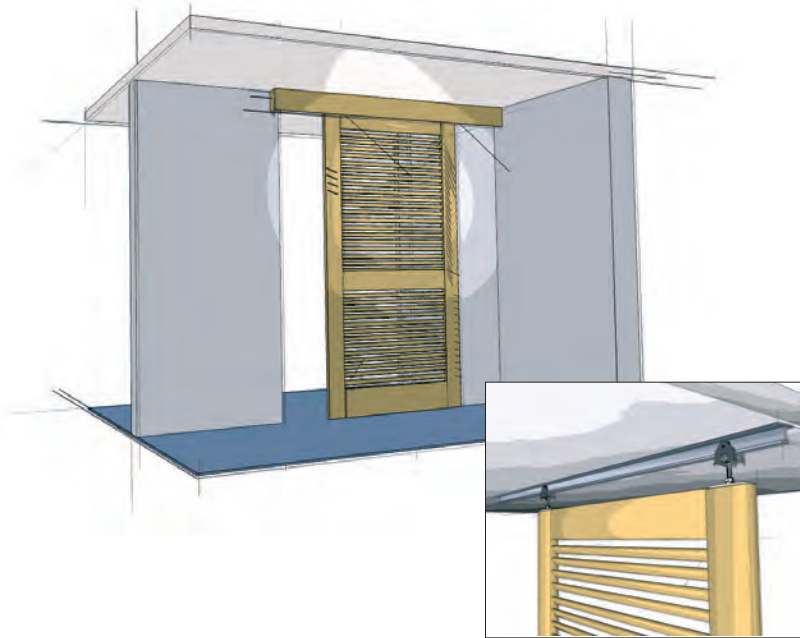
Finish	Order no.	PU
zinc-plated	050 561	20

Single Door Set for Bi-parting, By-passing and Pocket Doors

Top Line Grant 1210

up to 225 lbs/door (102 kg/door)

for door thickness 1" (25.4 mm) minimum, top mount, adjustable



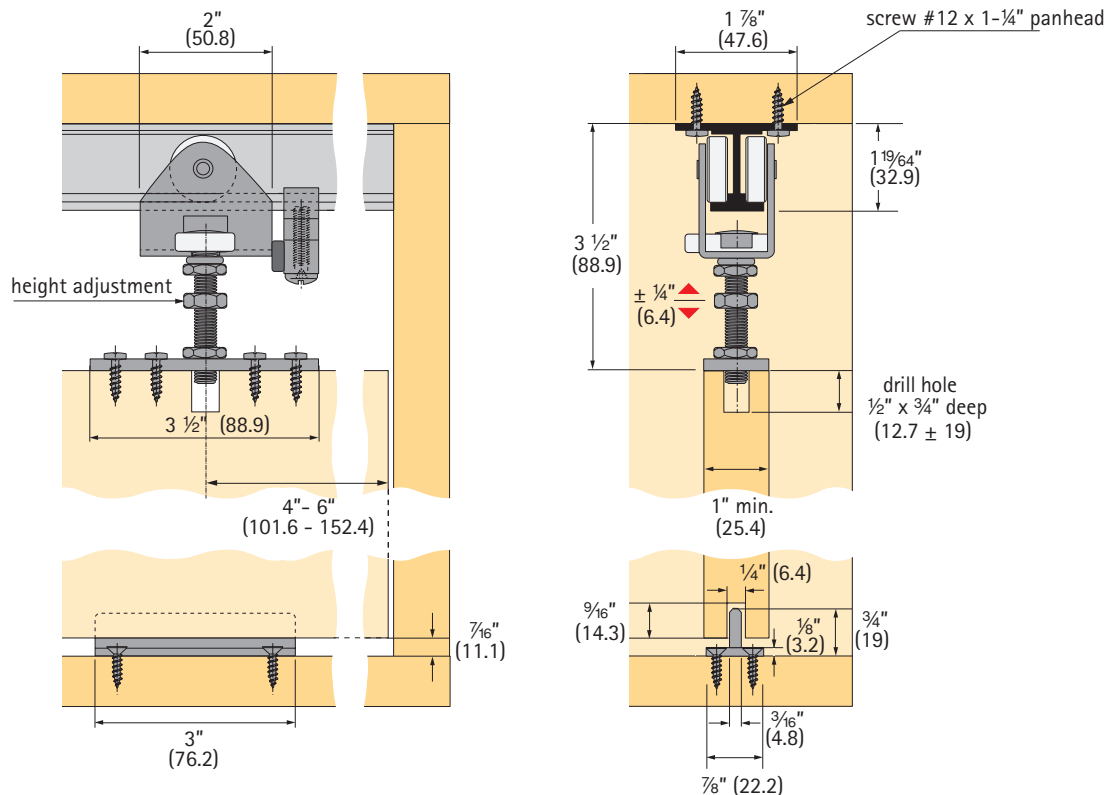
Top Line Grant 1210

A heavy duty commercial and residential grade sliding door hardware series ideal for design applications which require the movement of heavy panels, space dividers or large doors.

- For doors 1" and up weighing up to 225 lbs/door (102 kg/door)
- Precision ball-bearing wheels ensure a smooth, quiet and effortless operation.
- Two wheel carrier, center hung for efficient operation
- Vertical adjustment $\frac{1}{2}$ " (12.7 mm)
- Heavy duty aluminum I-beam track; jump proof design
- Meets and/or exceeds ANSI/BHMA standards
- Made in USA

For by-passing doors mount parallel tracks

For bi-parting doors use an additional set of hardware



Technical specifications are subject to change without notice

Specifications:

Mounting: Top
 Adjustment: ½" (12.7 mm) vertical
 Door thickness: 1" (25.4 mm) min.
 Headroom: 3¼" (82.5 mm) min., 3¾" (95.2 mm) max.
 Application: Single, bi-parting, by-passing

Top Line Grant 1210 door hardware is available in four purchasing options

Option I

Complete package: includes track, hardware set, and all screws

Hardware and track

Length	Order no.	PU
6' (1800 mm)	113 327 3	5 sets
8' (2400 mm)	113 327 4	5 sets
10' (3000 mm)	113 327 5	5 sets
12' (3600 mm)	113 327 6	5 sets

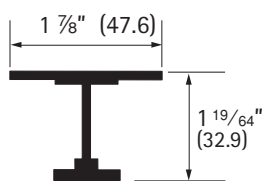
For longer track application order hardware set and track separately

Option II

Track only

Single track 1201

Aluminum extruded, pre-drilled holes



Length	Order no.	PU
4' (1200 mm)	050 121	5
5' (1500 mm)	050 122	5
6' (1800 mm)	050 123	5
8' (2400 mm)	050 124	5
10' (3000 mm)	050 125	5
12' (3600 mm)	050 126	5
16' (4800 mm)	050 127	5

Screws not included – recommend #12 Pan Head

Option III

Hardware set only

Top Line Grant 1210 hardware set
(without track)

The hardware set includes:
 2 carriers 1202 precision ball bearings
 1 floor guide 7015
 necessary screws
 installation instructions

Article	Order no.	PU
Hardware set	113 327 2	10 sets

Option IV

Separate components

Top Line Grant 1210 components**Carrier 1202**

Steel, two wheels, precision bearings, with pendant and top plate

Screws included



Finish	Order no.	PU
zinc-plated	113 327 0	20

Floor guide 7015

Zinc diecast

Dimensions:

3" x 7/8" x 3/4" (76.2 x 22.2 x 19 mm)

Screws included



Finish	Order no.	PU
N/A	050 562	50

Optional parts (not included in set)**Bumper stop 1212**

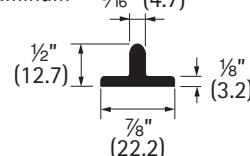
Aluminum, with rubber bumper



Article	Order no.	PU
Bumper stop	050 139	1

Continuous floor guide 2014

Aluminum 3/16" (4.7)



Length	Order no.	PU
6' (1800 mm)	050 448	5
8' (2400 mm)	050 449	5
10' (3000 mm)	050 450	5
12' (3600 mm)	050 451	5

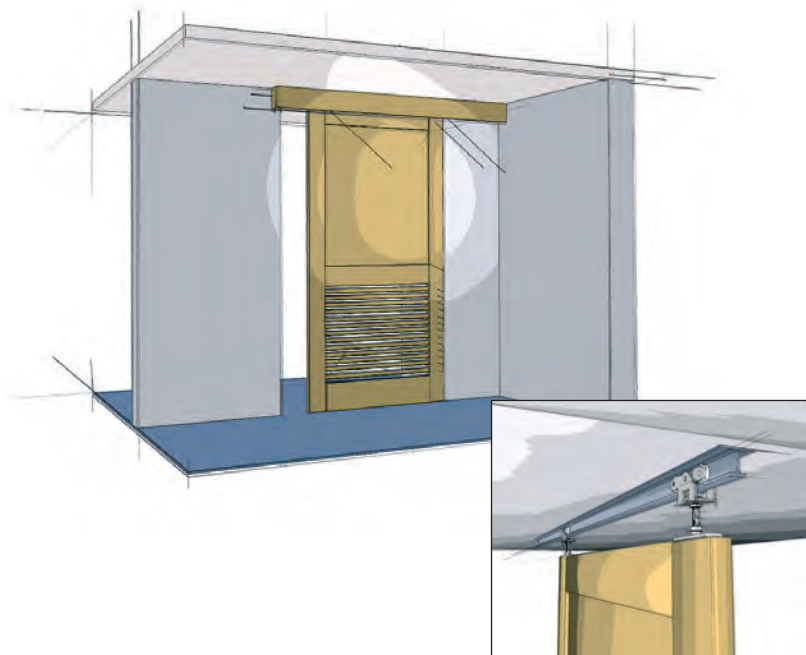
Screws not included – recommend #6 Flat Head, pre-drilled holes

Single Door Set for Bi-parting, By-passing and Pocket Doors

Top Line Grant 1230

up to 325 lbs/door (147 kg/door)

for door thickness 1" (25.4 mm) minimum, top mount, adjustable



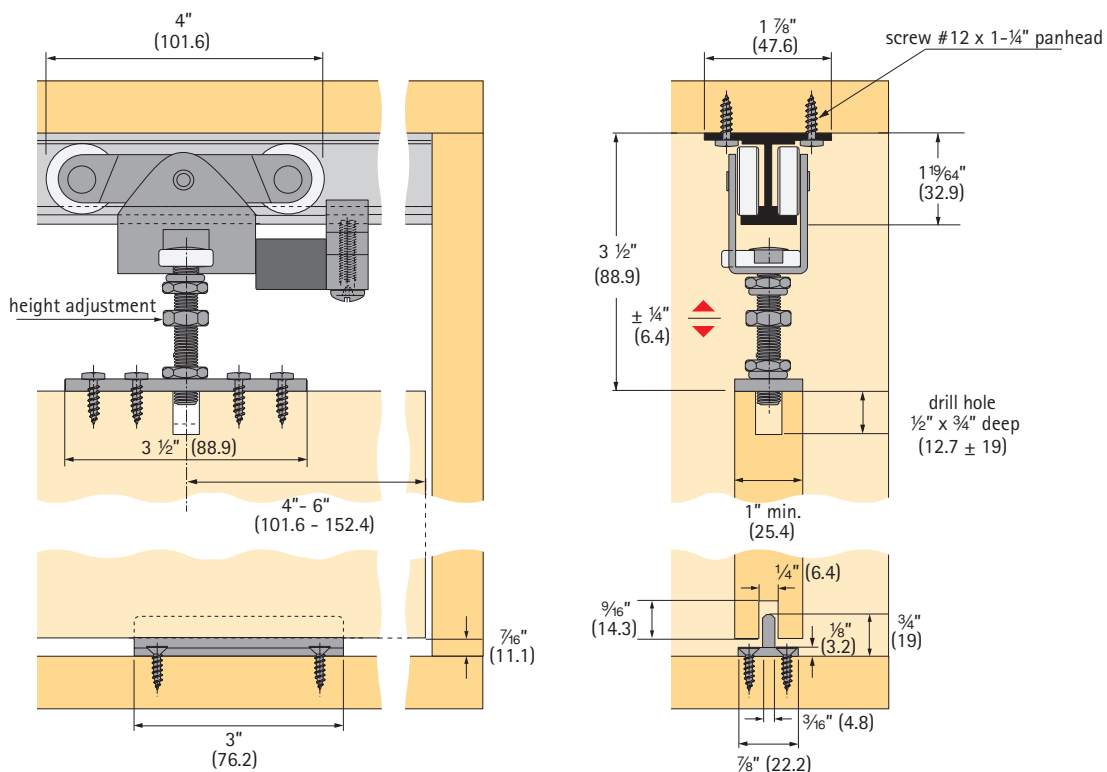
Top Line Grant 1230

A heavy duty commercial and residential grade sliding door hardware series ideal for design applications which require the movement of heavy panels, space dividers or large doors.

- For doors 1" and up weighing up to 325 lbs/door (147 kg/door)
- Precision ball-bearing wheels ensure a smooth, quiet and effortless operation.
- Four wheel carrier, center hung for efficient operation
- Vertical adjustment ½" (12.7 mm)
- Heavy duty aluminum I-beam track; jump proof design
- Meets and/or exceeds ANSI/BHMA standards
- Made in USA

For by-passing doors mount parallel tracks

For bi-parting doors use an additional set of hardware



Specifications:

Mounting: Top
 Adjustment: ½" (12.7 mm) vertical
 Door thickness: 1" (25.4 mm) min.
 Headroom: 3¼" (82.5 mm) min., 3¾" (95.2 mm) max.
 Application: Single, bi-parting, by-passing

Top Line Grant 1230 door hardware is available in four purchasing options

Option I

Complete package: includes track, hardware set, and all screws

Hardware and track

Length	Order no.	PU
5' (1500 mm)	113 327 9	5 sets
6' (1800 mm)	113 328 0	5 sets
7' (2100 mm)	113 328 1	5 sets
8' (2400 mm)	113 418 1	5 sets
10' (3000 mm)	113 328 2	5 sets
12' (3600 mm)	113 328 3	5 sets


For longer track application order hardware set and track separately

Option II

Track only

Single track 1201

Aluminum extruded, pre-drilled holes



Length	Order no.	PU
4' (1200 mm)	050 121	5
5' (1500 mm)	050 122	5
6' (1800 mm)	050 123	5
8' (2400 mm)	050 124	5
10' (3000 mm)	050 125	5
12' (3600 mm)	050 126	5
16' (4800 mm)	050 127	5

Screws not included – recommend #12 Pan Head

Option III

Hardware set only

Top Line Grant 1230 hardware set
(without track)

The hardware set includes:
 2 carriers 1205 precision ball bearings
 1 floor guide 7015
 necessary screws
 installation instructions

Article	Order no.	PU
Hardware set	113 327 8	10 sets

Option IV

Separate components

Top Line Grant 1230 components**Carrier 1205**

Steel, four wheels, precision bearings, with pendant and top plate

Screws included



Finish	Order no.	PU
zinc-plated	113 327 1	10

Floor guide 7015

Zinc diecast

Dimensions:

3" x 7/8" x 3/4" (76.2 x 22.2 x 19 mm)

Screws included



Finish	Order no.	PU
N/A	050 562	50

Optional parts (not included in set)**Bumper stop 1213**

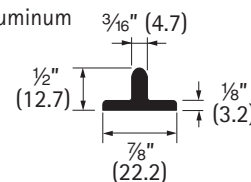
Aluminum, with rubber bumper



Article	Order no.	PU
Bumper stop	050 140	1


Continuous floor guide 2014

Aluminum



Length	Order no.	PU
6' (1800 mm)	050 448	5
8' (2400 mm)	050 449	5
10' (3000 mm)	050 450	5
12' (3600 mm)	050 451	5

Screws not included – recommend #6 Flat Head, pre-drilled holes



Grant® Box Track Sets for Sliding Doors

Architectural sliding door system

TopLine Grant SD

System overview




1 Track



Tracks in several lengths

2 Hardware Set



Choose low profile for a sleek and elegant look
or standard hardware

3 Silent System



Updates your door with more comfort and
safety

4 Wall mount bracket



For realization of wall mount applications

5 Fascia



Hide your gap with a fascia

6 Endcap



Final design tuning with endcaps


Architectural sliding door system

TopLine Grant HD


System overview



Tracks in several lengths



Choose low profile hardware for a sleek and elegant look or standard hardware



Updates your door with more comfort and safety



For realization of wall mount applications



Hide your gap with a fascia



Final design tuning with endcaps


Architectural sliding door system

TopLine Grant XHD

System overview



Tracks in several lengths



Choose low profile hardware for a sleek and elegant look or standard hardware



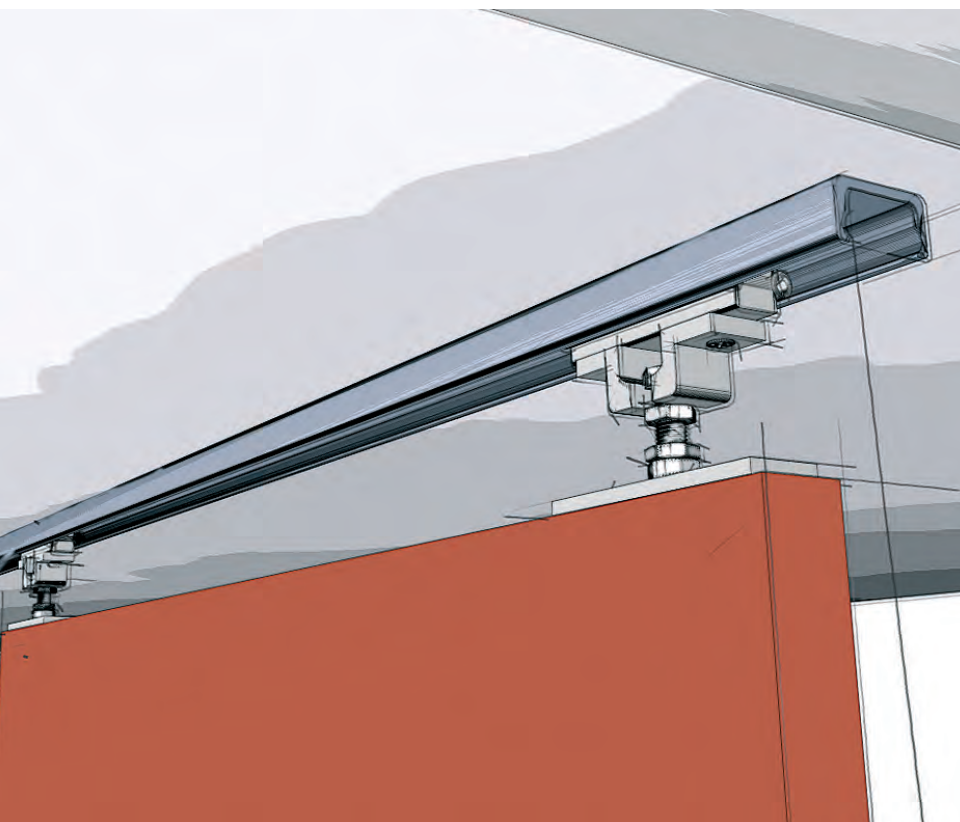
For realization of wall mount applications



Hide your gap with a fascia



Final design tuning with endcaps

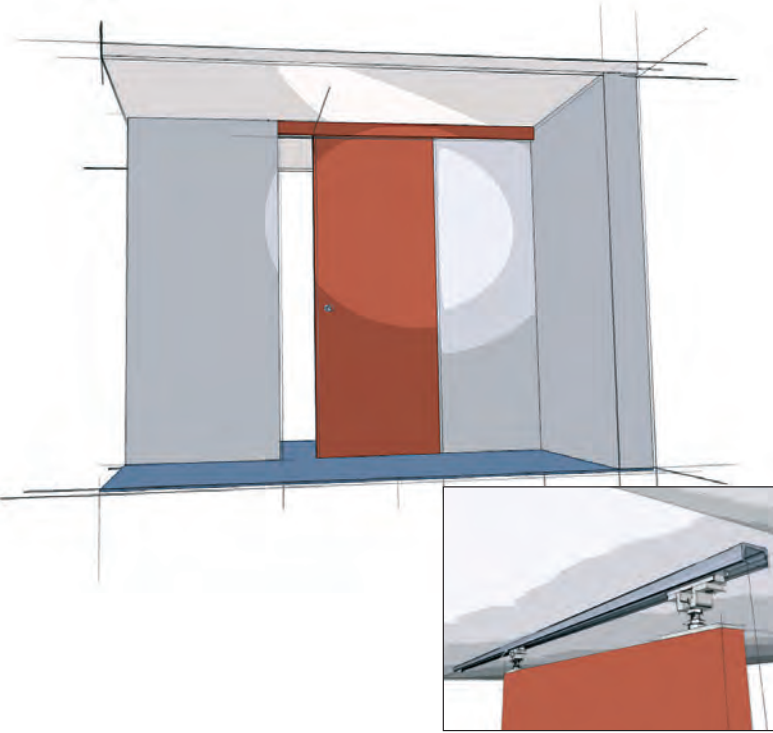


Grant® Continuous Ball Bearing Hanger Systems
for Sliding Doors

Top Line Grant 5150

up to 150 lbs/door (68 kg/door)

for door thickness 1" (25.4 mm) minimum, top mount, adjustable



Top Line Grant 5150

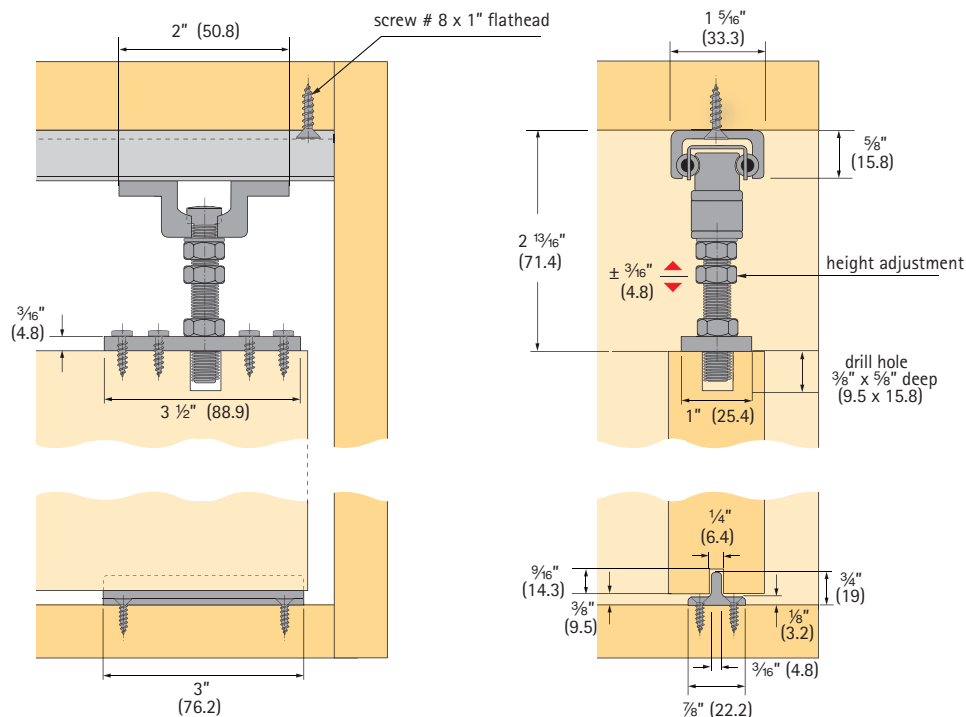
A custom made continuous ball bearing hanger set ideal for medium duty commercial and residential grade applications such as doors, movable walls, partitions and sliding glass doors weighing up to 150 lbs (68 kg).

A non-corrosive option is also available for exterior applications.

Each set is individually made to your specifications. Custom components are hand-milled to proper dimensions and completely inspected before leaving the factory.

- Continuous ball bearing action makes doors, walls and partitions easy to operate, so smooth and safe that architects have been specifying for years.
- Exclusive ball retainer; the use of continuous ball bearings results in unsurpassed smoothness and perfection in operation.
- Vertical adjustment
- Non-corrosive sets are available upon request.
- Meets and/or exceeds ANSI/BHMA standards
- Made in USA

The 5150 Hanger system is designed for one door per system, for by-passing door applications mount two systems in parallel, and for bi-parting applications mount two systems end to end.



Technical specifications are subject to change without notice

Specifications:

Mounting:	Top
Adjustment:	$\frac{3}{8}$ " (9.5 mm) vertical
Door thickness:	1" (25.4 mm) min.
Headroom:	2 $\frac{5}{8}$ " (66.7 mm) min., 3" (76.2 mm) max.
Application:	Single door per system, by-passing mount parallel tracks, bi-parting mount end to end

Important ordering information for series 5150**1. Hardware set includes:**

- track with ball bearings
- door hangers
- heavy duty rubber bumper stop, $\frac{3}{8}$ " (9.5 mm) diameter
- floor guide 7015
- screws
- installation instructions

2. Order information requirements:

- door thickness
- door width (not track length or opening width)
- door travel (desired net door travel not total track length)
- door weight
- internal or external application
- type of application (pocket, bi-parting, by-passing etc.)

Material:

Standard, Interior applications: aluminum

Non-corrosive, Exterior applications:
aluminum with stainless steel components

Maximum length: 196" (5000 mm)

Max Door width: 96" (2400 mm)

Maximum Load Capacity – Interior: 150 lbs (68 kg)/door

Maximum Load Capacity – Exterior: 150 lbs (68 kg)/door

Series 5150 hardware sets are **by special order only**.

Upon ordering we will generate a drawing for your review and signature. Because each and every hanger system is custom made for your particular opening, upon receipt of purchase order the door set(s) are **non-cancellable and non-returnable**.

Note:

In order for each custom track to operate correctly, it is important that track is not altered in the field.

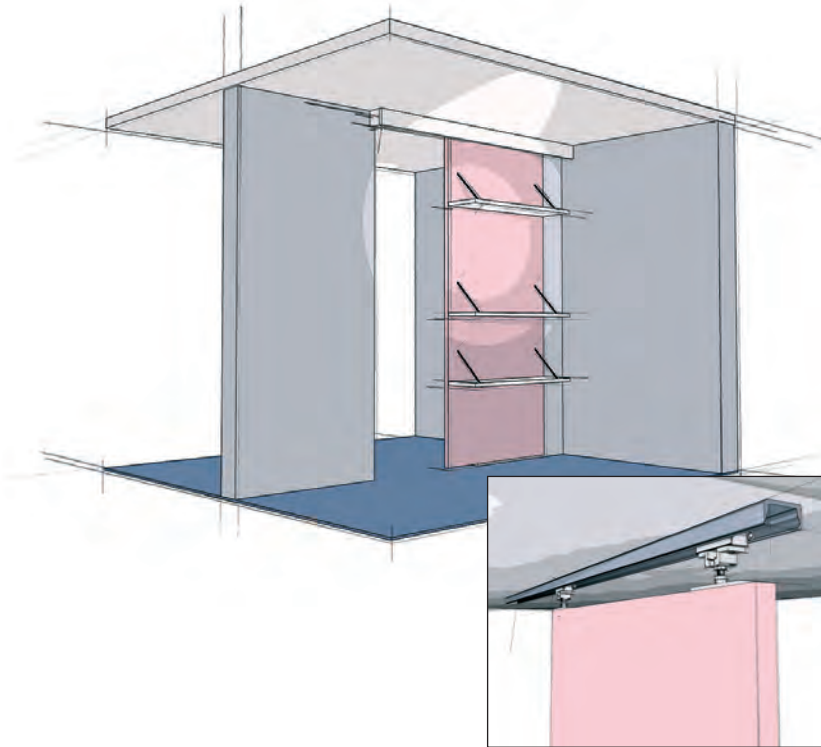
Please contact customer service to initiate order request.

Single Door Hanger System

Top Line Grant 5300

up to 1000 lbs/door (454 kg/door)

for door thickness 1" (25.4 mm) minimum, top mount, adjustable



Top Line Grant 5300

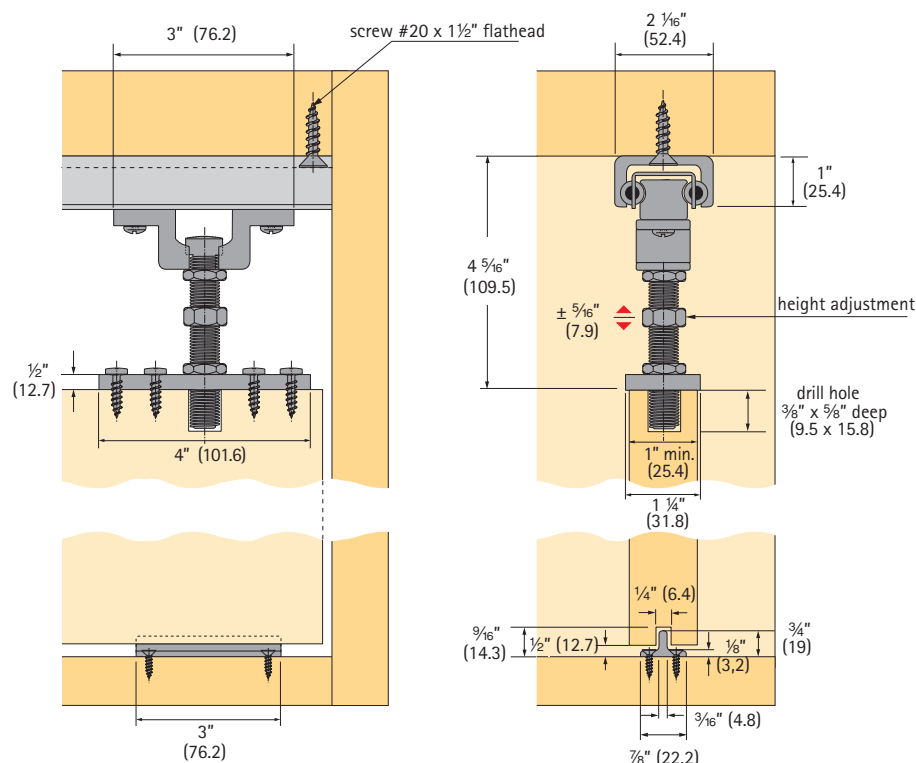
A custom made continuous ball bearing hanger set ideal for heavy and super heavy duty commercial and residential grade applications such as doors, movable walls, partitions and sliding glass doors weighing up to 1000 lbs (454 kg).

A non-corrosive version for exterior applications is also available for doors weighing up to 500 lbs (227 kg)

Each set is individually made to your specifications. Custom components are hand-milled to proper dimensions and completely inspected before leaving the factory.

- Continuous ball bearing action makes doors, walls and partitions easy to operate, so smooth and safe that architects have been specifying for years.
- Exclusive ball retainer; the use of continuous ball bearings results in unsurpassed smoothness and perfection in operation.
- Vertical adjustment
- Non-corrosive sets available upon request.
- Meets and/or exceeds ANSI/BHMA standards
- Made in USA

The 5300 Hanger system is designed for one door per system, for by-passing door applications mount two systems in parallel, and for bi-parting applications mount two systems end to end.



Technical specifications are subject to change without notice

Specifications:

Mounting: Top
Adjustment: $\frac{5}{8}$ " (15.9 mm) vertical
Door thickness: 1" (25.4 mm) min.
Headroom: 4" (101.6 mm) min., 4 $\frac{5}{8}$ " (117.5 mm) max
Application: Single door per system, by-passing mount parallel tracks, bi-parting mount end to end

Important ordering information for series 5300**1. Hardware set includes:**

- track with ball bearings
- door hangers
- heavy duty rubber bumper stop, 7/8" (22.2 mm) diameter
- floor guide 7015
- screws
- installation instructions

2. Order information requirements:

- door thickness
- door width (not track length or opening width)
- door travel (desired net door travel not total track length)
- door weight
- internal or external application
- type of application (pocket, bi-parting, by-passing etc.)

Material:

Standard, Interior applications: aluminum

Non-corrosive, Exterior applications:
aluminum with stainless steel components

Maximum length: 384" (9800 mm)

Max Door width: 192" (4800 mm)

Maximum Load Capacity – Interior: 1000 lbs (454 kg)/door

Maximum Load Capacity – Exterior: 500 lbs (227 kg)/door

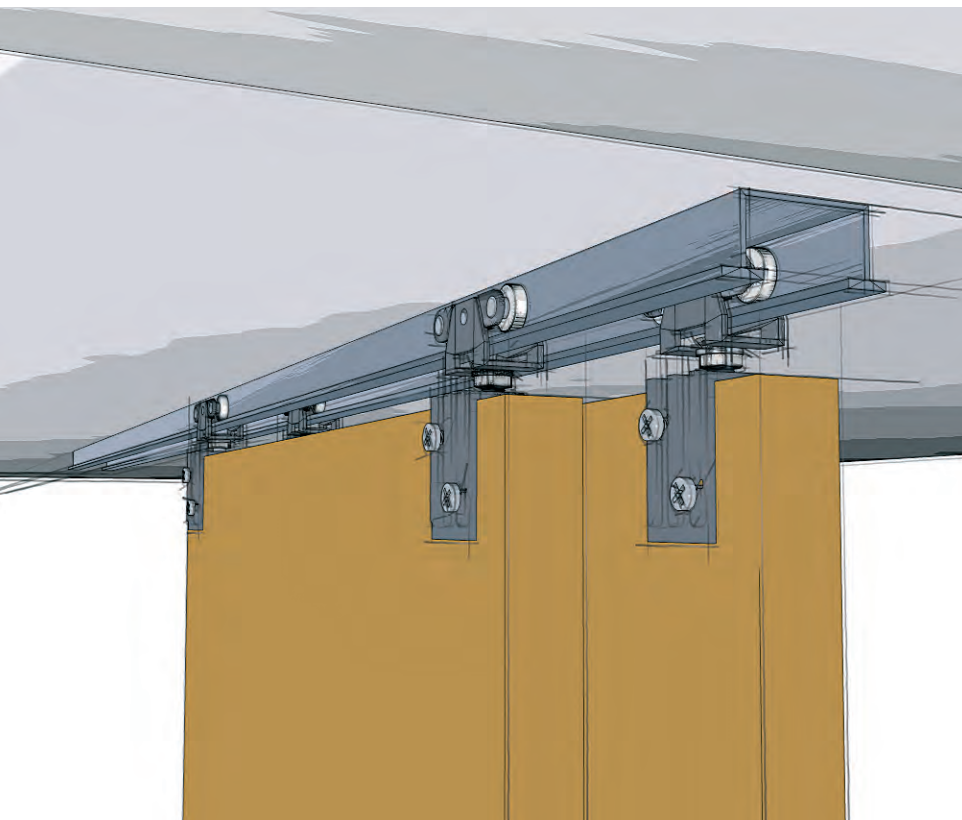
Series 5300 hardware sets are **by special order only**.

Upon ordering we will generate a drawing for your review and signature. Because each and every hanger system is custom made for your particular opening, upon receipt of purchase order the door set(s) are **non-cancellable and non-returnable**.

Note:

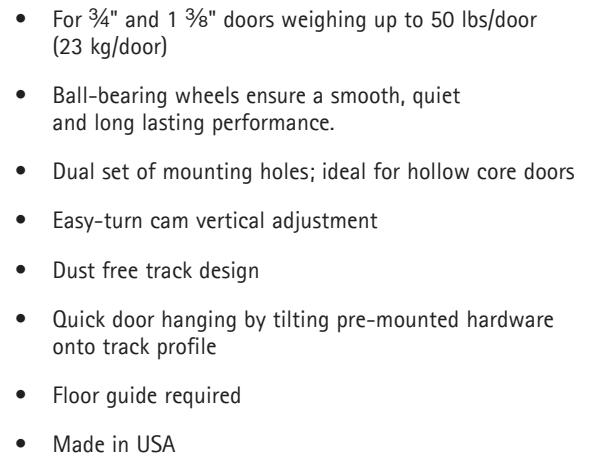
In order for each custom track to operate correctly, it is important that track is not altered in the field.

Please contact customer service to initiate order request.



Grant® By-Pass Door Sets
for Sliding Doors

3/4" (19 mm) and 1 3/8" (34.9 mm), side mount, adjustable



Specifications:

Mounting:	Side
Adjustment:	¼" (6.4 mm) vertical
Door thickness:	¾" (19 mm) or 1 ⅝" (34.9 mm)
Headroom:	1 ⅝" (28.6 mm) min., 1 ¾" (34.9 mm) max.
Application:	By-passing

Top Line Grant 6034 door hardware is available in four purchasing options**Option I**

Complete package: includes track, hardware set, and all screws

Hardware and track

Length	Order no.	PU
4' (1200 mm)	113 331 8	10 sets
5' (1500 mm)	113 331 9	10 sets
6' (1800 mm)	113 332 0	10 sets
8' (2400 mm)	113 332 1	10 sets

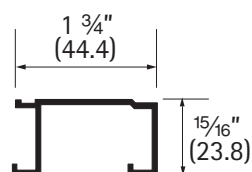
For longer track application order hardware set and track separately

Option II

Track only

Double track 6004

Aluminum extruded, pre-drilled holes



Length	Order no.	PU
4' (1200 mm)	050 466	5
5' (1500 mm)	050 467	5
6' (1800 mm)	050 468	5
8' (2400 mm)	050 469	5
10' (3000 mm)	050 470	5
12' (3600 mm)	050 471	5
16' (4800 mm)	050 472	5

Screws not included - recommend #8 Pan Head

Option III

Hardware set only

Top Line Grant 6034 hardware set
(without track)

The hardware set includes:

- 2 carriers 6320 ball bearing wheel
- 2 carriers 6330 ball bearing wheel
- 1 floor guide 114
- necessary screws and installation instructions

Article	Order no.	PU
Hardware set	113 331 7	10 sets

Option IV

Separate components

Top Line Grant 6034 components**Carrier 6320**

Steel, single wheel, ⅜" offset, side mounting, adjustable, ball bearing wheel, dual mounting holes

Screws included



Finish	Order no.	PU
zinc-plated	113 333 3	50

Carrier 6330

Steel, single wheel, ½" offset, side mounting, adjustable, ball bearing wheel, dual mounting holes

Screws included



Finish	Order no.	PU
zinc-plated	113 333 4	50

Floor guide 114

Nylon, adjustable for ¾" to 1 ⅝" doors

Screws included



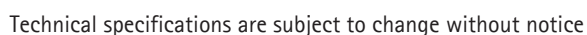
Finish	Order no.	PU
N/A	050 102	50

Top Line Grant 6064

3/4" (19 mm) and 1 3/8" (34.9 mm), side mount, adjustable



- For $\frac{3}{4}$ " and 1 $\frac{3}{8}$ " doors weighing up to 75 lbs/door (34 kg/door)
- Ball-bearing wheels ensure a smooth, quiet and long lasting performance.
- Dual set of mounting holes; ideal for hollow core doors
- Easy-turn cam vertical adjustment
- Pivoting rocker arms ensure track-carrier contact.
- Dust free track design
- Quick door hanging by tilting pre-mounted hardware onto track profile
- Floor guide required
- Made in USA



Specifications:

Mounting:	Side
Adjustment:	¼" (6.4 mm) vertical
Door thickness:	¾" (19 mm) or 1 ⅝" (34.9 mm)
Headroom:	1 ⅝" (28.6 mm) min., 1 ⅝" (34.9 mm) max.
Application:	By-passing

Top Line Grant 6064 door hardware is available in four purchasing options

Option I

Complete package: includes track, hardware set, and all screws

Hardware and track

Length	Order no.	PU
4' (1200 mm)	113 332 6	10 sets
5' (1500 mm)	113 332 7	10 sets
6' (1800 mm)	113 332 8	10 sets
8' (2400 mm)	113 332 9	10 sets

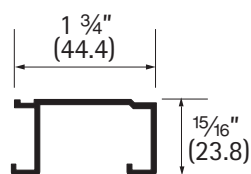
For longer track application order hardware set and track separately

Option II

Track only

Double track 6004

Aluminum extruded, pre-drilled holes



Length	Order no.	PU
4' (1200 mm)	050 466	5
5' (1500 mm)	050 467	5
6' (1800 mm)	050 468	5
8' (2400 mm)	050 469	5
10' (3000 mm)	050 470	5
12' (3600 mm)	050 471	5
16' (4800 mm)	050 472	5

Screws not included - recommend #8 Pan Head

Option III

Hardware set only

Top Line Grant 6064 hardware set
(without track)

The hardware set includes:

- 2 carriers 6350 ball-bearing wheels
- 2 carriers 6360 ball-bearing wheels
- 1 floor guide 114
- necessary screws and installation instructions

Article	Order no.	PU
Hardware set	113 332 5	10 sets

Option IV

Separate components

Top Line Grant 6064 components**Carrier 6350**

Steel, double wheel, ⅜" offset, side mounting, adjustable, ball bearing wheels, dual mounting holes

Screws included



Finish	Order no.	PU
zinc-plated	113 333 6	50

Carrier 6360

Steel, double wheel, ½" offset, side mounting, adjustable, ball bearing wheels, dual mounting holes

Screws included



Finish	Order no.	PU
zinc-plated	113 333 7	50

Floor guide 114

Nylon, adjustable for ¾" to 1 ⅝" doors

Screws included



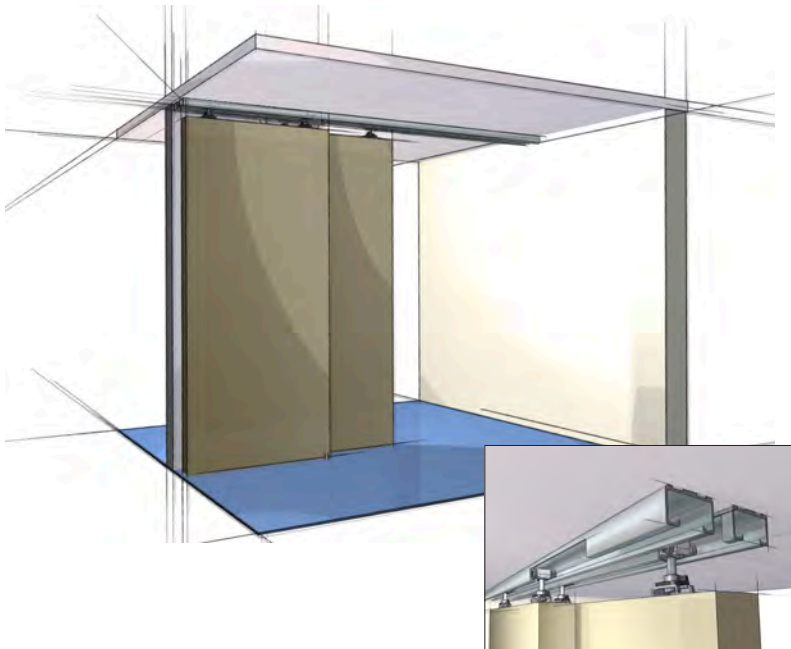
Finish	Order no.	PU
N/A	050 102	50

By-passing Door Set

Grant 75E By-pass

up to 75 lbs/door (34 kg/door)

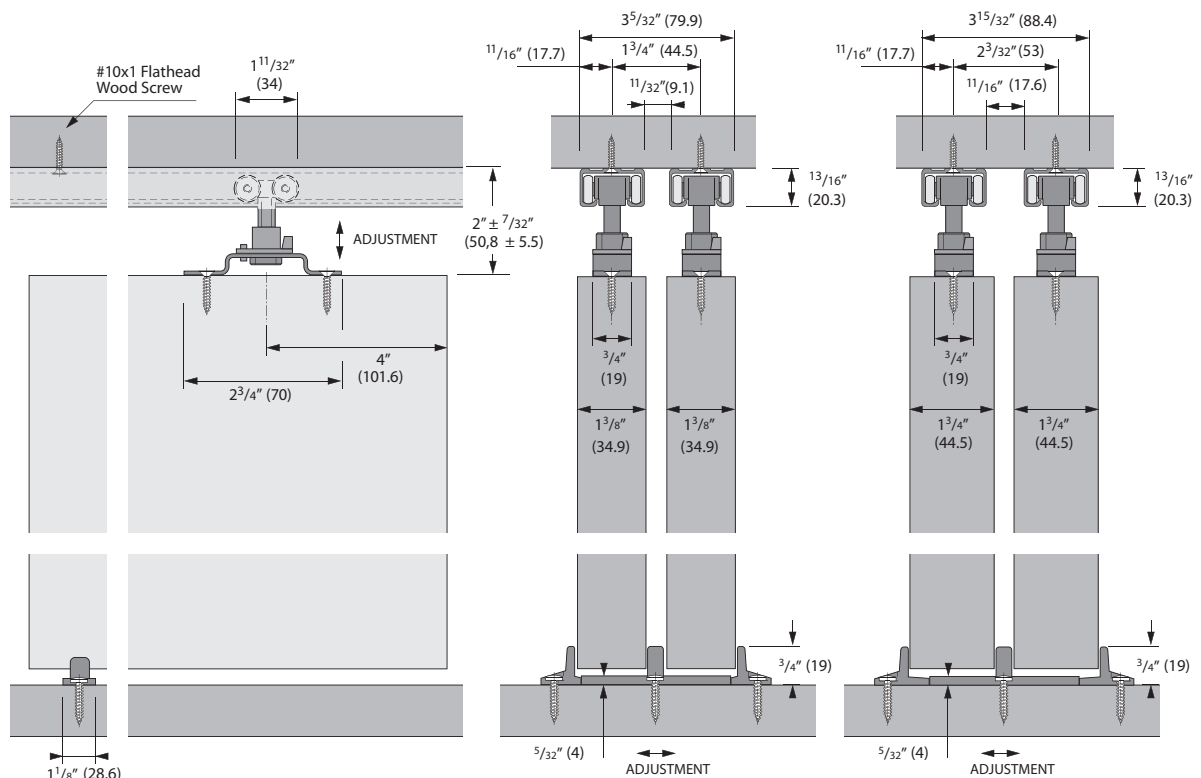
for door thickness $1\frac{3}{8}"$ (34.9 mm) and $1\frac{3}{4}"$ (44.4 mm), top mount, adjustable



Grant 75E By-pass

The Grant 75E Series is a medium duty commercial and residential grade sliding door hardware series for by-passing installations. Applications include doors between rooms, closet doors, cabinets, storage walls, and partitions.

- Precision ball bearing wheels ensure a smooth, quiet, and long lasting performance
- Pre-drilled aluminum box track hides the hardware
- Quick release mechanism for easy door installation and adjustment
- $\frac{7}{16}"$ (12.7 mm) vertical adjustment; minimal headroom required
- Track is available in lengths up to 16' (4800 mm)
- Flexible system – 75E tracks and carriers also used in Bi-fold 50 series
- Bi-parting applications achieved by adding an additional 75E Hardware set
- Meets and/or exceeds ANSI/BHMA standards



Specifications:

Mounting: Top
Adjustment: $\frac{7}{16}$ " (11.1 mm) vertical
Door thickness: 1 $\frac{3}{8}$ " (34.9 mm) and 1 $\frac{3}{4}$ " (44.4 mm)
Headroom: 1 $2\frac{5}{32}$ " (45.2 mm) min., 2 $\frac{7}{32}$ " (56.4 mm) max.
Application: By-passing

Grant 75E By-pass Series door hardware is available in four purchasing options

Option I – Complete package

Includes two- mill finish pre-cut tracks, one- By-pass hardware set, all necessary screws, and installation instructions

By-pass Hardware and track set

Length	Order no.	PU
4' (1200 mm)	113 534 1	5 sets
5' (1500 mm)	113 534 2	5 sets
6' (1800 mm)	113 534 3	5 sets
8' (2400 mm)	113 534 4	5 sets


For longer track application order hardware set and track separately

Option II

Track only

Single track 50E

Aluminum extruded, pre-drilled holes



Length	Order no.	PU
3' (914 mm)	113 440 6	each
4' (1200 mm)	113 439 9	each
5' (1500 mm)	113 440 0	each
6' (1800 mm)	113 440 1	each
8' (2400 mm)	113 440 2	each
10' (3000 mm)	113 440 3	each
12' (3600 mm)	113 440 4	each
16' (4800 mm)	113 440 5	each

Screws not included - recommend #10 Flat Head

Option III

Hardware set only

**Grant 75E By-pass hardware set
(without track)**

The hardware set includes:
4 carriers 50E with precision ball bearing wheels
4 quick release top plates
1 adjustable floor guide 114
necessary screws
installation instructions

Article	Order no.	PU
Hardware set	113 533 5	10 sets

Option IV

Separate components

Grant 75E components**Carrier 50E with quick release top plate**

Four precision ball bearing wheels, adjustable

Screws included



Article	Order no.	PU
Carrier 50E	113 432 2	10

Floor Guide 114

Nylon, adjustable for doors $\frac{3}{4}$ " to 1 $\frac{3}{4}$ " (19 to 44.4 mm), for by-passing door installations, screws included

Dimensions: 3" x 1 $\frac{1}{8}$ " (76.2 x 28.6 mm)



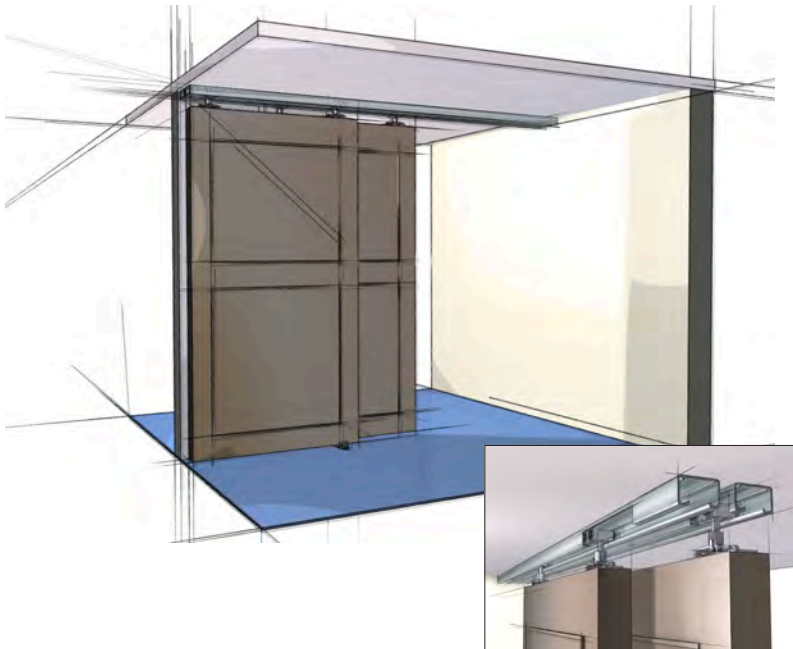
Finish	Order no.	PU
Floor guide 114	050 102	50

By-passing Door Set

Grant 150E By-pass

up to 150 lbs/door (68 kg/door)

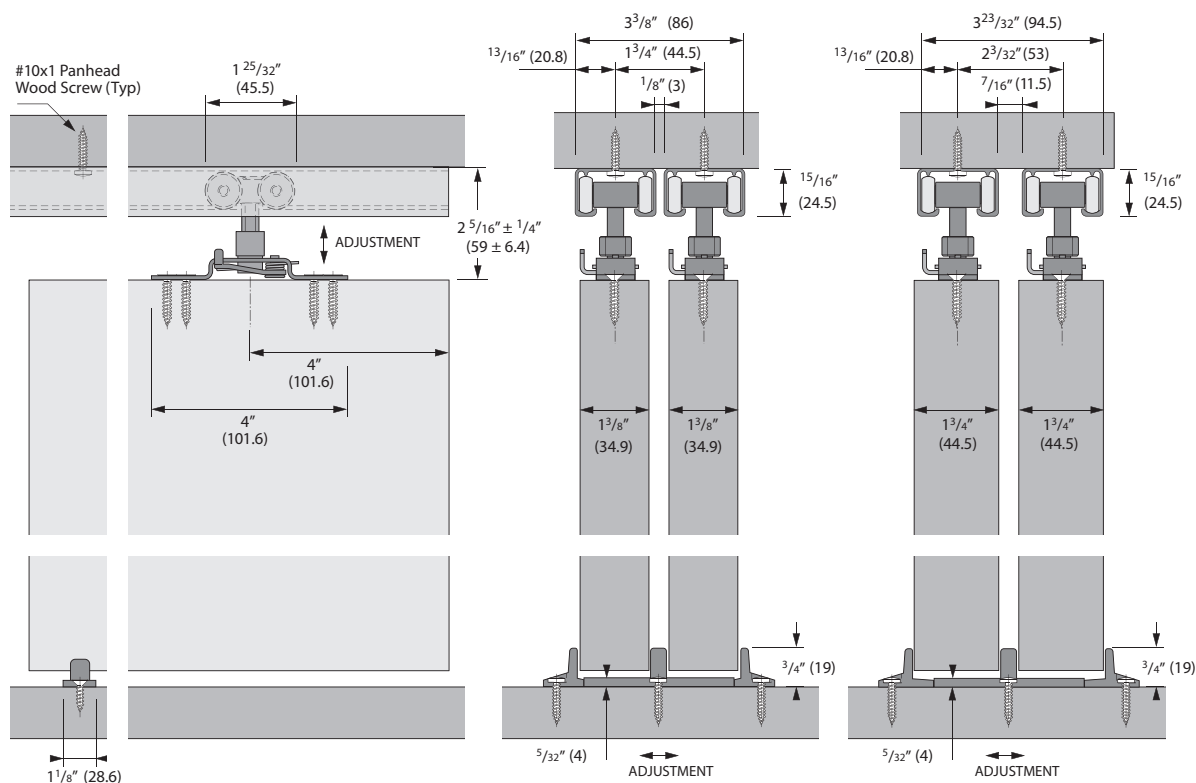
for door thickness 1 $\frac{3}{8}$ " (34.9 mm) and 1 $\frac{3}{4}$ " (44.4 mm), top mount, adjustable



Grant 150E By-pass

The Grant 150E Series is a medium duty commercial and residential grade sliding door hardware series for by-passing installations. Applications include doors between rooms, closet doors, cabinets, storage walls, and partitions.

- Precision ball bearing wheels ensure a smooth, quiet, and long lasting performance
- Pre-drilled aluminum box track hides the hardware
- Spring loaded quick release mechanism for easy door installation and adjustment
- $\frac{1}{2}$ " (11.1 mm) vertical adjustment; minimal headroom required
- Track is available in lengths up to 16' (4800 mm)
- Flexible system – 150E tracks and carriers also used in Bi-fold/Multi-fold 150 series
- Bi-parting applications achieved by adding an additional 150E Hardware set
- Meets and/or exceeds ANSI/BHMA standards



Technical specifications are subject to change without notice

Specifications:

Mounting: Top
 Adjustment: ½" (12.7 mm) vertical
 Door thickness: 1 ⅜" (34.9 mm) and 1 ¾" (44.4 mm)
 Headroom: 2 ⅙" (52.4 mm) min., 2 ⅝" (65.1 mm) max.
 Application: By-passing

Grant 150E By-pass Series door hardware is available in four purchasing options**Option I – Complete package**

Includes two- mill finish pre-cut tracks, one- By-pass hardware set, all necessary screws, and installation instructions

By-pass Hardware and track set

Length	Order no.	PU
4' (1200 mm)	113 535 3	5 sets
5' (1500 mm)	113 535 4	5 sets
6' (1800 mm)	113 535 5	5 sets
8' (2400 mm)	113 535 6	5 sets

For longer track application order hardware set and track separately

Option II

Track only

Single track 150E

Aluminum extruded, pre-drilled holes



Length	Order no.	PU
4' (1200 mm)	113 443 1	each
5' (1500 mm)	113 443 2	each
6' (1800 mm)	113 443 3	each
8' (2400 mm)	113 443 4	each
10' (3000 mm)	113 443 5	each
12' (3600 mm)	113 443 6	each
16' (4800 mm)	113 443 7	each

Screws not included - recommend #10 Pan Head

Option III

Hardware set only

Grant 150E By-pass hardware set
(without track)

The hardware set includes:
 4 carriers 150E with precision ball bearing wheels
 4 quick release top plates
 1 adjustable floor guide 114
 necessary screws
 installation instructions

Article	Order no.	PU
Hardware set	113 533 6	10 sets

Option IV

Separate components

Grant 150E components**Carrier 150E with quick release top plate**

Four precision ball bearing wheels, adjustable

Steel, spring loaded quick release

Screws included



Article	Order no.	PU
Carrier 150E	113 516 3	10

Floor Guide 114

Nylon, adjustable for doors ¾" to 1 ¾" (19 to 44.4 mm), for by-passing door installations, screws included

Dimensions: 3" x 1 ⅞" (76.2 x 28.6 mm)

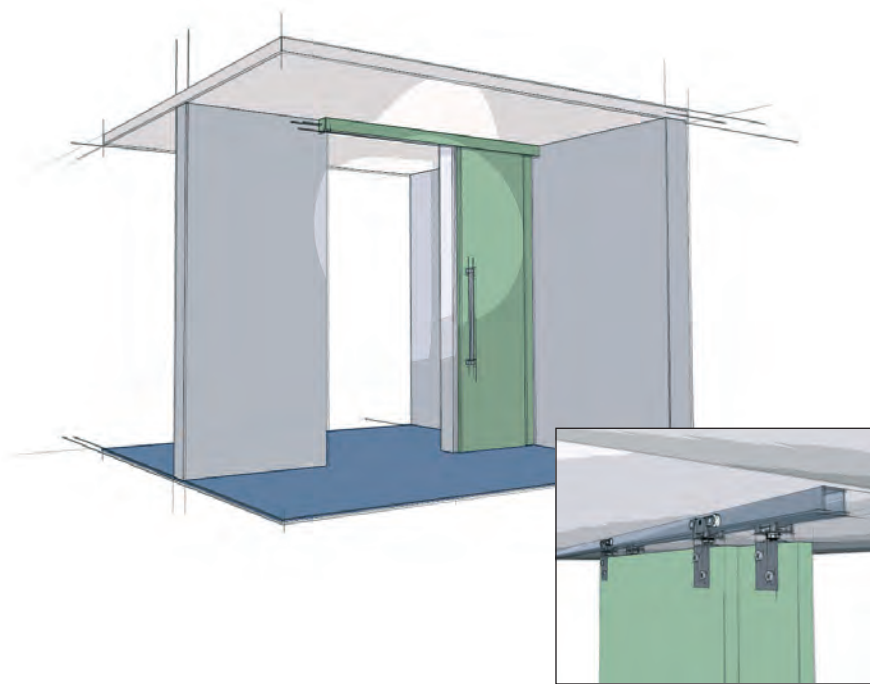


Finish	Order no.	PU
Floor guide 114	050 102	50

By-passing Door Sets

Top Line Grant 72-034

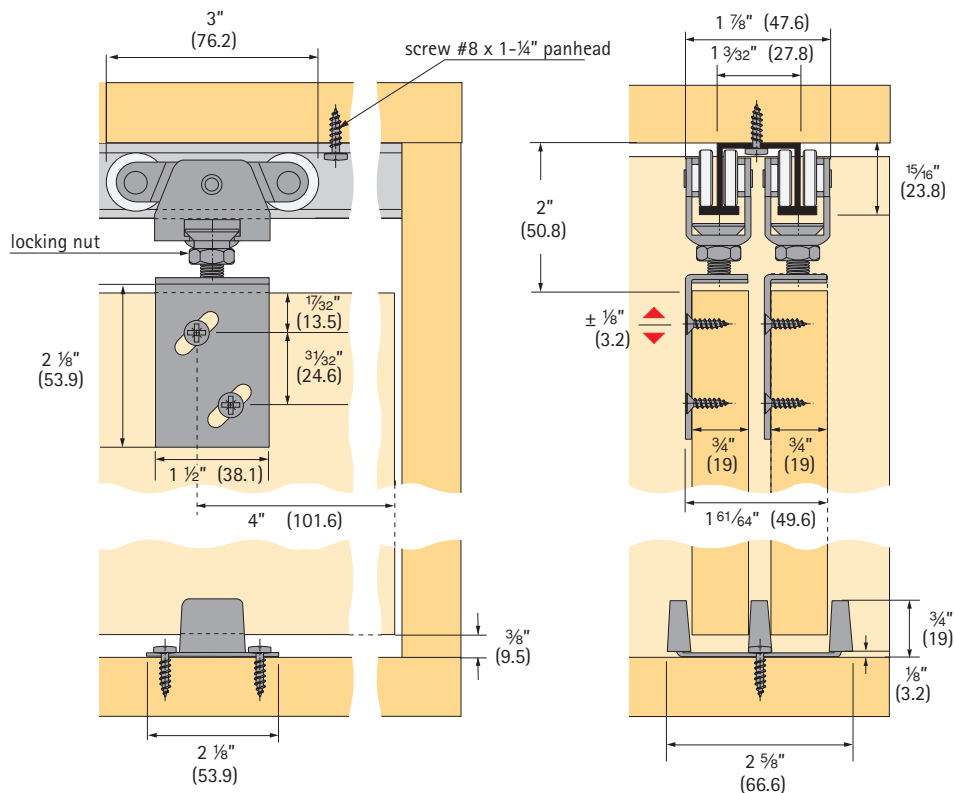
up to 150 lbs/door (68 kg/door), double track
for door thickness $\frac{3}{4}$ " (19 mm), side mount, adjustable



Top Line Grant 72-034

A medium duty commercial and residential grade sliding door hardware series ideal for by-passing installations. Applications include doors between rooms, closet doors, cabinets, storage walls and partitions.

- For $\frac{3}{4}$ " doors weighing up to 150 lbs (68 kg), optional nylon wheel carrier up to 100 lbs (45 kg)
- High quality precision ball-bearing wheels for quiet and effortless performance
- Heavy duty aluminum Double I-beam track; jump proof design
- Pivoting rocker arms ensure track-carrier contact.
- Ball and socket suspension compensates for minor header misalignment.
- Lock nut ensures permanent positioning.
- Serrations in apron permit vertical adjustment.
- Meets and/or exceeds ANSI/BHMA standards
- Made in USA



Technical specifications are subject to change without notice

Specifications:

Mounting:	Side
Adjustment:	¼" (6.4 mm) vertical
Door thickness:	¾" (19 mm)
Headroom:	1⅞" (47.6 mm) min., 2⅞" (53.9 mm) max
Application:	By-passing

Top Line Grant 72-034 door hardware is available in four purchasing options

Option I

Complete package: includes track, hardware set, and all screws

Hardware and track

Length	Order no.	PU
4' (1200 mm)	113 335 1	5 sets
6' (1800 mm)	113 335 2	5 sets
8' (2400 mm)	113 335 3	5 sets

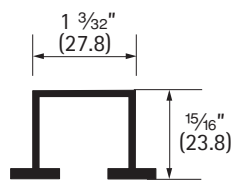
For longer track application order hardware set and track separately

Option II

Track only

Double track 7002

Aluminum extruded, pre-drilled holes



Length	Order no.	PU
4' (1200 mm)	050 526	5
5' (1500 mm)	050 527	5
6' (1800 mm)	050 528	5
8' (2400 mm)	050 529	5
10' (3000 mm)	050 530	5
12' (3600 mm)	050 531	5
16' (4800 mm)	050 532	5

Screws not included - recommend #8 Pan Head

Tracks 8' and under are notched at one end for easy access

Option III

Hardware set only

Top Line Grant 72-034 hardware set
(without track)

The hardware set includes:

- 4 carriers 7000 precision ball bearing wheels
- 4 aprons 7034
- 1 floor guide 116
- 1 wrench
- necessary screws
- installation instructions

Article	Order no.	PU
Hardware set	113 335 0	10 sets

Option IV

Separate components

Top Line Grant 72-034 components**Carrier 7000 ball bearing**

Steel, precision ball bearing wheels,
up to 150 lbs/door (68 kg/door)



Finish	Order no.	PU
zinc-plated	113 333 9	100

Apron 7034

Cold rolled steel, ¾" offset,
adjustable

Screws included



Finish	Order no.	PU
zinc-plated	050 563	100

Floor guide 116

Steel/Nylon

Screws included



Finish	Order no.	PU
zinc-plated	050 103	50

Optional parts (not included in set)**Carrier 7000 nylon**

Steel, wheel nylon,
up to 100 lbs/door (45 kg/door)



Finish	Order no.	PU
zinc-plated	113 333 8	100

Bumper stop 7014

Steel, track mounted,
rubber stop, 2 required per track



Finish	Order no.	PU
zinc-plated	050 561	20

By-passing Door Sets

Top Line Grant 72-118

up to 150 lbs/door (68 kg/door), double track

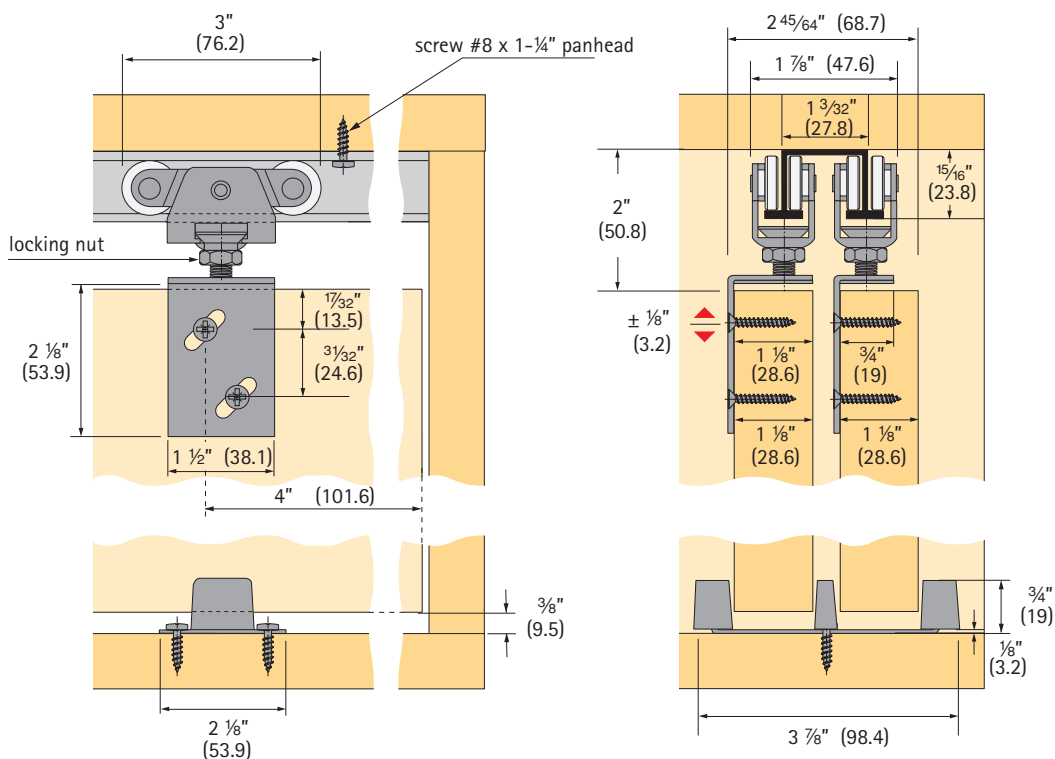
for door thickness 1 1/8" (28.6 mm), side mount, adjustable



Top Line Grant 72-118

A medium duty commercial and residential grade sliding door hardware series ideal for by-passing installations. Applications include doors between rooms, closet doors, cabinets, storage walls, and partitions.

- For 1 1/8" doors weighing up to 150 lbs (68 kg), optional nylon wheel carrier up to 100 lbs (45 kg)
- High quality precision ball-bearing wheels for quiet and effortless performance
- Heavy duty aluminum Double I-beam track; jump proof design
- Pivoting rocker arms ensure track-carrier contact.
- Ball and socket suspension compensates for minor header misalignment.
- Lock nut ensures permanent positioning.
- Serrations in apron permit vertical adjustment.
- Meets and/or exceeds ANSI/BHMA standards
- Made in USA



Technical specifications are subject to change without notice

Specifications:

Mounting:	Side
Adjustment:	¼" (6.4 mm) vertical
Door thickness:	1½" (28.6 mm)
Headroom:	1⅞" (47.6 mm) min., 2⅞" (53.9 mm) max.
Application:	By-passing

Top Line Grant 72-118 door hardware is available in four purchasing options**Option I**

Complete package: includes track, hardware set, and all screws

Hardware and track

Length	Order no.	PU
4' (1200 mm)	113 335 5	5 sets
5' (1500 mm)	113 335 6	5 sets
8' (2400 mm)	113 335 7	5 sets

For longer track application order hardware set and track separately

Option II

Track only

Double track 7002

Aluminum extruded, pre-drilled holes



Length	Order no.	PU
4' (1200 mm)	050 526	5
5' (1500 mm)	050 527	5
6' (1800 mm)	050 528	5
8' (2400 mm)	050 529	5
10' (3000 mm)	050 530	5
12' (3600 mm)	050 531	5
16' (4800 mm)	050 532	5

Screws not included - recommend #8 Pan Head

Tracks 8' and under are notched at one end for easy access

Option III

Hardware set only

Top Line Grant 72-118 hardware set
(without track)

The hardware set includes:

- 4 carriers 7000 precision ball bearing wheels
- 2 aprons 7034 (front door)
- 2 aprons 7138 (rear door)
- 1 floor guide 119
- 1 wrench
- necessary screws
- installation instructions

Article	Order no.	PU
Hardware set	113 335 4	10 sets

Option IV

Separate components

Top Line Grant 72-118 components**Carrier 7000 ball bearing**

Steel, precision ball bearing wheels, up to 150 lbs/door (68 kg/door)



Finish	Order no.	PU
zinc-plated	113 333 9	100

Apron 7034/7138

Cold rolled steel, adjustable

Screws included



Article	Finish	Order no.	PU
① apron 7034, ¾" offset	zinc-plated	050 563	100
② apron 7138, 1⅞" offset	zinc-plated	050 565	100

Floor guide 119

Steel/Nylon

Screws included



Finish	Order no.	PU
zinc-plated	050 106	50

Optional parts**Carrier 7000 nylon**

Steel, wheel nylon, up to 100 lbs/door (45 kg/door)



Finish	Order no.	PU
zinc-plated	113 333 8	100

Bumper stop 7014

Steel, track mounted, rubber stop, 2 required per track



Finish	Order no.	PU
zinc-plated	050 561	20

By-passing Door Sets

Top Line Grant 72-138

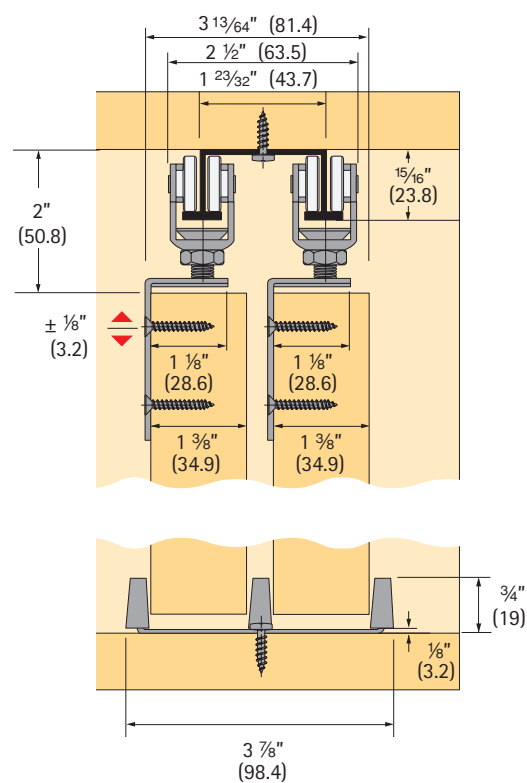
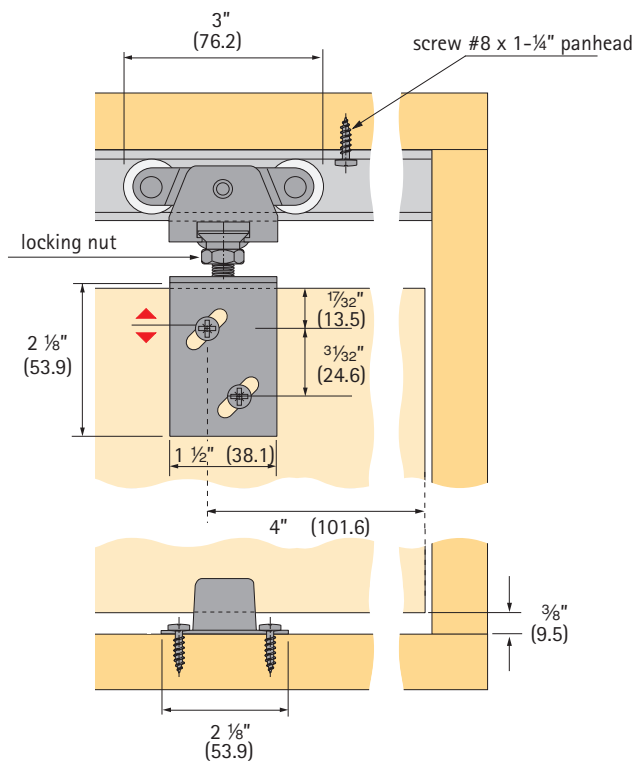
up to 150 lbs/door (68 kg/door), double track

for door thickness 1 $\frac{3}{8}$ " (34.9 mm), side mount, adjustable

Top Line Grant 72-138

A medium duty commercial and residential grade sliding door hardware series ideal for by-passing installations. Applications include doors between rooms, closet doors, cabinets, storage walls, and partitions.

- For 1 $\frac{3}{8}$ " doors weighing up to 150 lbs (68 kg), optional nylon wheel carrier up to 100 lbs (45 kg)
- High quality precision ball-bearing wheels for quiet and effortless performance
- Heavy duty aluminum Double I-beam track; jump proof design
- Pivoting rocker arms ensure track-carrier contact.
- Ball and socket suspension compensates for minor header misalignment.
- Lock nut ensures permanent positioning.
- Serrations in apron permit vertical adjustment.
- Meets and/or exceeds ANSI/BHMA standards
- Made in USA



Technical specifications are subject to change without notice

Specifications:

Mounting:	Side
Adjustment:	¼" (6.4 mm) vertical
Door thickness:	1⅜" (34.9 mm)
Headroom:	1⅞" (47.6 mm) min., 2⅞" (53.9 mm) max.
Application:	By-passing

Top Line Grant 72-138 door hardware is available in four purchasing options**Option I**

Complete package: includes track, hardware set, and all screws

Hardware and track

Length	Order no.	PU
4' (1200 mm)	113 336 4	5 sets
5' (1500 mm)	113 336 5	5 sets
6' (1800 mm)	113 336 6	5 sets
8' (2400 mm)	113 336 7	5 sets

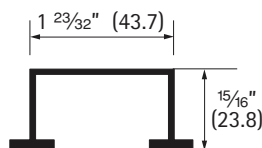
For longer track application order hardware set and track separately

Option II

Track only

Double track 7003

Aluminum extruded, pre-drilled holes



Length	Order no.	PU
4' (1200 mm)	050 533	5
5' (1500 mm)	050 534	5
6' (1800 mm)	050 535	5
8' (2400 mm)	050 536	5
10' (3000 mm)	050 537	5
12' (3600 mm)	050 538	5
16' (4800 mm)	050 539	5

Screws not included - recommend #8 Pan Head

Tracks 8' and under are notched at one end for easy access

Option III

Hardware set only

Top Line Grant 72-138 hardware set
(without track)

The hardware set includes:

- 4 carriers 7000 precision ball bearing wheels
- 4 aprons 7138
- 1 floor guide 117
- 1 wrench
- necessary screws and installation instructions

Article	Order no.	PU
Hardware set	113 336 3	10 sets

Option IV

Separate components

Top Line Grant 72-138 components**Carrier 7000 ball bearing**Steel, precision ball bearing wheels,
up to 150 lbs/door (68 kg/door)

Finish	Order no.	PU
zinc-plated	113 333 9	100

Apron 7138Cold rolled steel,
adjustable, 1 ⅞" offset

Screws included



Finish	Order no.	PU
zinc-plated	050 565	100

Floor guide 117

Steel/Nylon

Screws included



Finish	Order no.	PU
zinc-plated	050 104	50

Optional parts (not included in set)**Carrier 7000 nylon**Steel, wheel nylon,
up to 100 lbs/door (45 kg/door)

Finish	Order no.	PU
zinc-plated	113 333 8	100

Bumper stop 7014Steel, track mounted,
rubber stop, 2 required per track

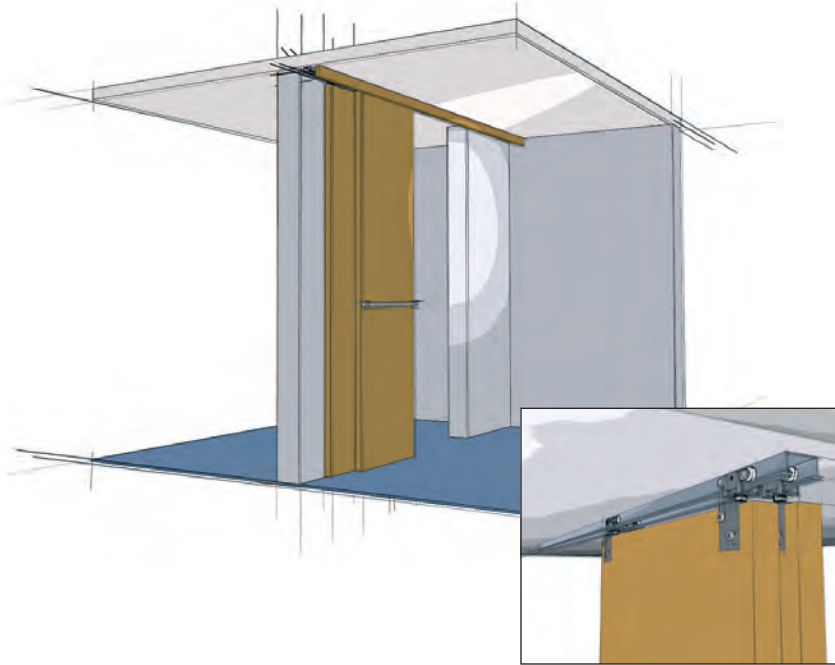
Finish	Order no.	PU
zinc-plated	050 561	20

By-passing Door Sets

Top Line Grant 72-134

up to 150 lbs/door (68 kg/door), double track

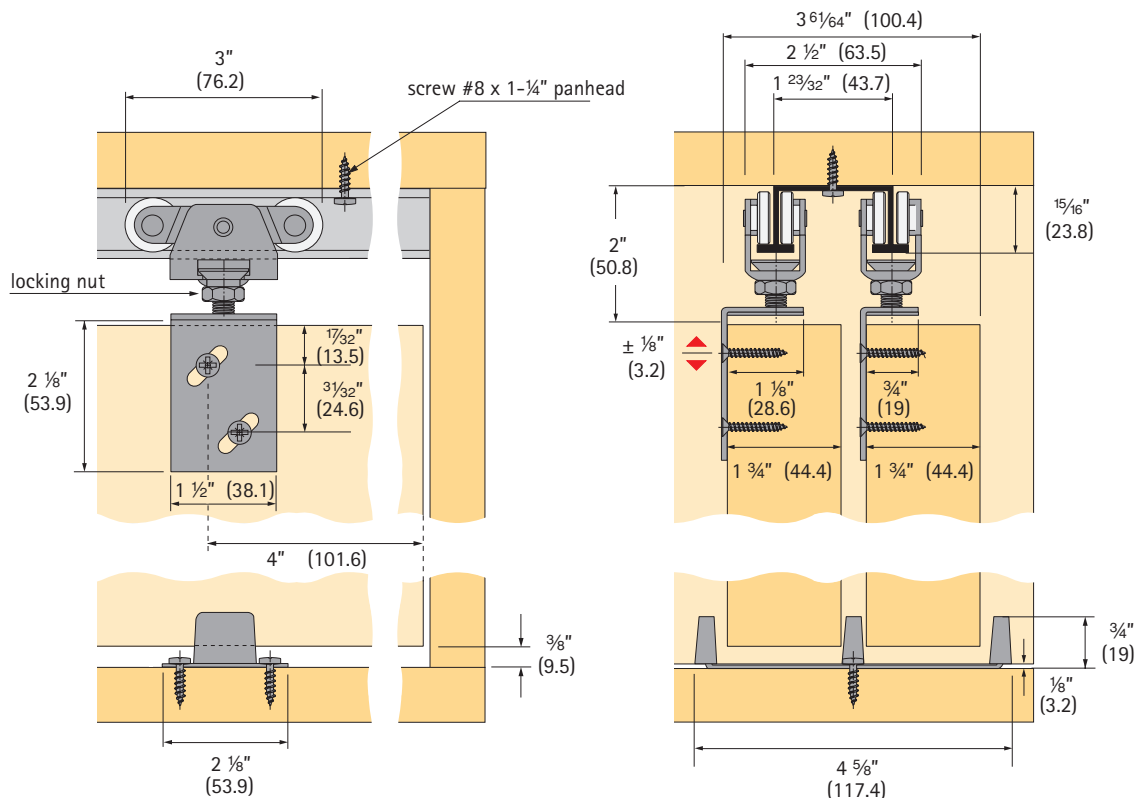
for door thickness 1 3/4" (44.4 mm), side mount, adjustable



Top Line Grant 72-134

A medium duty commercial and residential grade sliding door hardware series ideal for by-passing installations. Applications include doors between rooms, closet doors, cabinets, storage walls, and partitions.

- For 1 3/4" doors weighing up to 150 lbs (68 kg), optional nylon wheel carrier up to 100 lbs (45 kg)
- High quality precision ball-bearing wheels for quiet and effortless performance
- Heavy duty aluminum Double I-beam track; jump proof design
- Pivoting rocker arms ensure track-carrier contact.
- Ball and socket suspension compensates for minor header misalignment.
- Lock nut ensures permanent positioning.
- Serrations in apron permit vertical adjustment.
- Meets and/or exceeds ANSI/BHMA standards
- Made in USA



Specifications:

Mounting:	Side
Adjustment:	¼" (6.4 mm) vertical
Door thickness:	1¾" (44.4 mm)
Headroom:	1⅞" (47.6 mm) min., 2⅞" (53.9 mm) max
Application:	By-passing

Top Line Grant 72-134 door hardware is available in four purchasing options**Option I**

Complete package, includes track, hardware set, and all screws

Hardware and track

Length	Order no.	PU
4' (1200 mm)	113 335 9	5 sets
5' (1500 mm)	113 336 0	5 sets
6' (1800 mm)	113 336 1	5 sets
8' (2400 mm)	113 336 2	5 sets

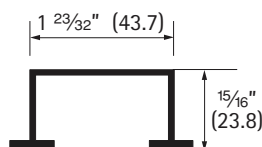
For longer track application order hardware set and track separately

Option II

Track only

Double track 7003

Aluminum extruded, pre-drilled holes



Length	Order no.	PU
4' (1200 mm)	050 533	5
5' (1500 mm)	050 534	5
6' (1800 mm)	050 535	5
8' (2400 mm)	050 536	5
10' (3000 mm)	050 537	5
12' (3600 mm)	050 538	5
16' (4800 mm)	050 539	5

Screws not included - recommend #8 Pan Head

Tracks 8' and under are notched at one end for easy access

Option III

Hardware set only

Top Line Grant 72-134 hardware set
(without track)

The hardware set includes:

- 4 carriers 7000 precision ball bearing wheels
- 2 aprons 7034 (front door)
- 2 aprons 7138 (rear door)
- 1 floor guide 118
- 1 wrench
- necessary screws and installation instructions

Article	Order no.	PU
Hardware set	113 335 8	10 sets

Option IV

Separate components

Top Line Grant 72-134 components**Carrier 7000 ball bearing**Steel, precision ball bearing wheels,
up to 150 lbs/door (68 kg/door)

Finish	Order no.	PU
zinc-plated	113 333 9	100

Apron 7034/7138Cold rolled steel,
adjustable

Screws included



Article	Finish	Order no.	PU
① apron 7034, ¾" offset	zinc-plated	050 563	100
② apron 7138, 1⅞" offset	zinc-plated	050 565	100

Floor guide 118

Steel/Nylon

Screws included



Finish	Order no.	PU
zinc-plated	050 105	50

Optional parts (not included in set)**Carrier 7000 nylon**Steel, wheel nylon,
up to 100 lbs/door (45 kg/door)

Finish	Order no.	PU
zinc-plated	113 333 8	100

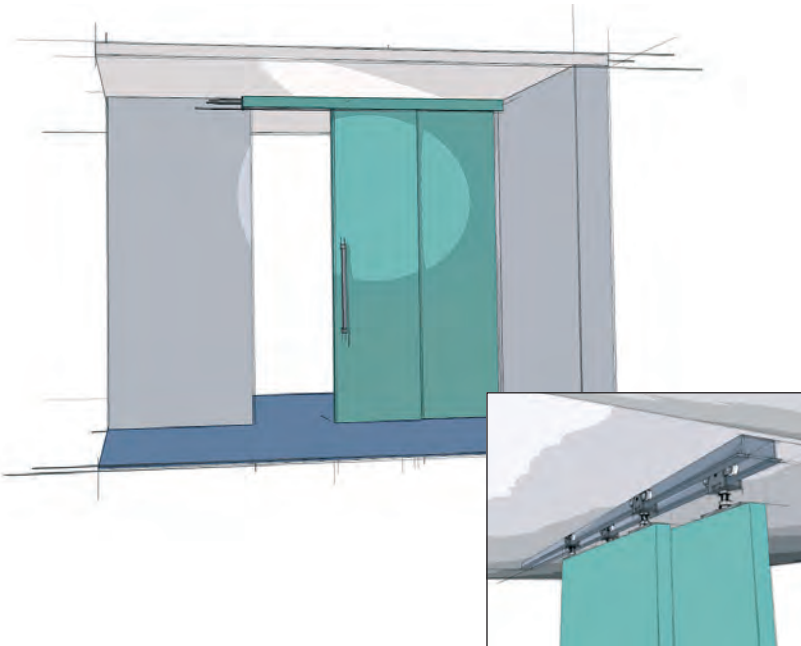
Bumper stop 7014Steel, track mounted,
rubber stop, 2 required per track

Finish	Order no.	PU
zinc-plated	050 561	20

By-passing Door Sets

Top Line Grant 72-222

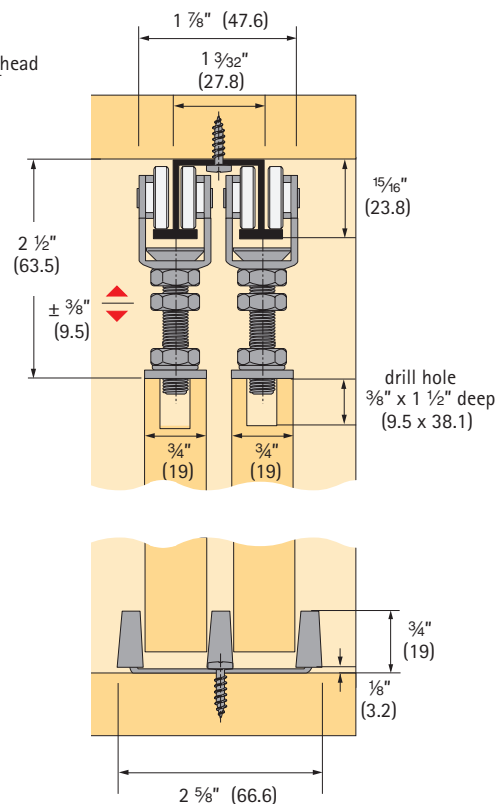
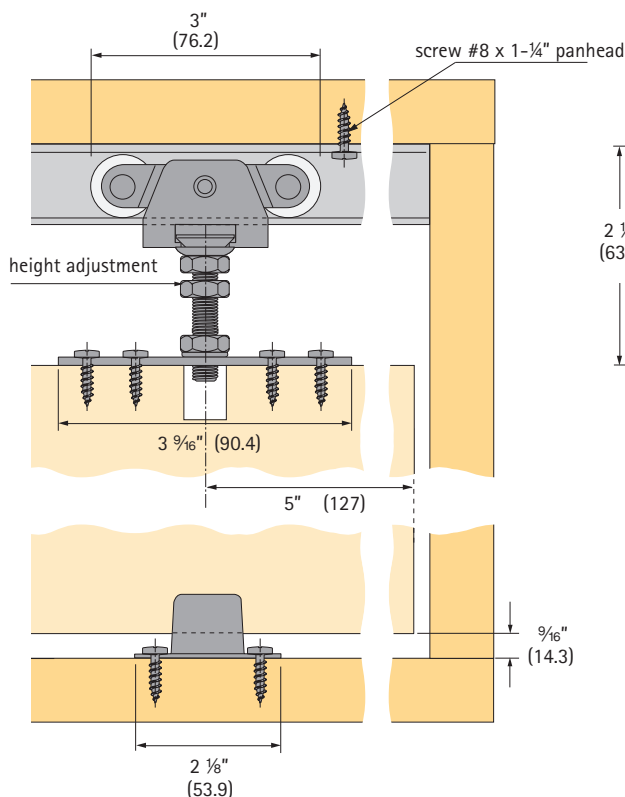
up to 150 lbs/door (68 kg/door), double track
for door thickness $\frac{3}{4}$ " (19 mm), top mount, adjustable



Top Line Grant 72-222

A medium duty commercial and residential grade sliding door hardware series ideal for by-passing installations. Applications include doors between rooms, closet doors, cabinets, storage walls and partitions.

- For $\frac{3}{4}$ " doors weighing up to 150 lbs (68 kg), optional nylon wheel carrier up to 100 lbs (45 kg)
- High quality precision ball-bearing wheels for quiet and effortless performance
- Heavy duty aluminum Double I-beam track; jump proof design
- Pivoting rocker arms ensure track-carrier contact.
- Ball and socket suspension compensates for minor header misalignment.
- Lock nut ensures permanent positioning.
- Vertical adjustment $\frac{3}{4}$ " (19.1 mm)
- Meets and/or exceeds ANSI/BHMA standards
- Made in USA



Technical specifications are subject to change without notice

Specifications:

Mounting: Top
 Adjustment: $\frac{3}{4}$ " (19.1 mm) vertical
 Door thickness: $\frac{3}{4}$ " (19 mm)
 Headroom: $2\frac{1}{8}$ " (53.9 mm) min., $2\frac{7}{8}$ " (73 mm) max.
 Application: By-passing

Top Line Grant 72-222 door hardware is available in four purchasing options

Option I

Complete package: includes track, hardware set, and all screws

Hardware and track

Length	Order no.	PU
4' (1200 mm)	113 336 9	5 sets
5' (1500 mm)	113 337 0	5 sets
6' (1800 mm)	113 337 1	5 sets
8' (2400 mm)	113 337 2	5 sets

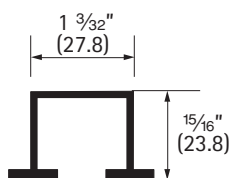
For longer track application order hardware set and track separately

Option II

Track only

Double track 7002

Aluminum extruded, pre-drilled holes



Length	Order no.	PU
4' (1200 mm)	050 526	5
5' (1500 mm)	050 527	5
6' (1800 mm)	050 528	5
8' (2400 mm)	050 529	5
10' (3000 mm)	050 530	5
12' (3600 mm)	050 531	5
16' (4800 mm)	050 532	5

Screws not included - recommend #8 Pan Head

Tracks 8' and under are notched at one end for easy access

Option III

Hardware set only

Top Line Grant 72-222 hardware set
(without track)

The hardware set includes:

4 carriers 7000 precision ball bearing wheels
 4 top plates 7222
 1 floor guide 116
 1 wrench
 necessary screws
 installation instructions

Article	Order no.	PU
Hardware set	113 336 8	10 sets

Option IV

Separate components

Top Line Grant 72-222 components**Carrier 7000 ball bearing**

Steel, precision ball bearing wheels,
 up to 150 lbs/door (68 kg/door)



Finish	Order no.	PU
zinc-plated	113 333 9	100

Top plate 7222

with pendant bolt,
 steel, adjustable

Screws included



Finish	Order no.	PU
zinc-plated	050 566	100

Floor guide 116

Steel/Nylon

Screws included



Finish	Order no.	PU
zinc-plated	050 103	50

Optional parts (not included in set)**Carrier 7000 nylon**

Steel, wheel nylon,
 up to 100 lbs/door (45 kg/door)



Finish	Order no.	PU
zinc-plated	113 333 8	100

Bumper stop 7014

Steel, track mounted,
 rubber stop, 2 required per track



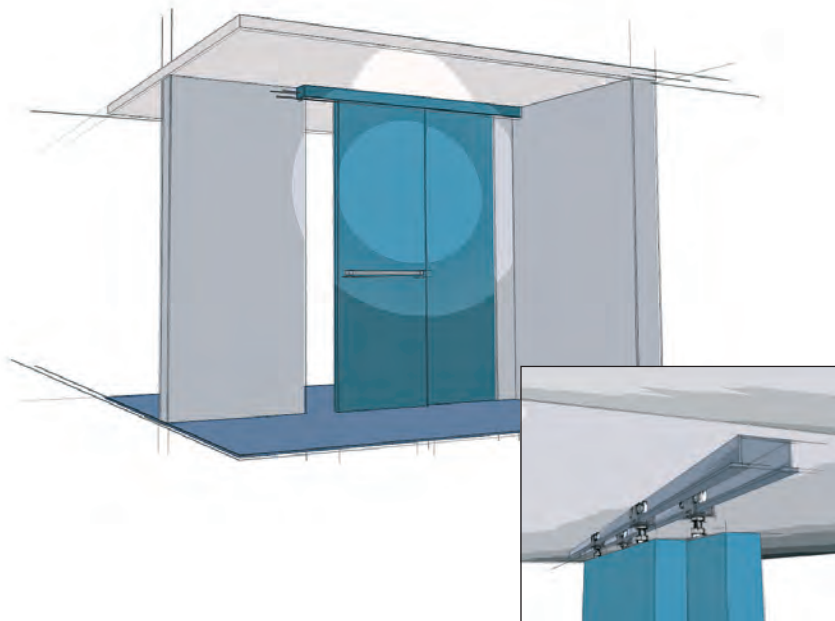
Finish	Order no.	PU
zinc-plated	050 561	20

By-passing Door Sets

Top Line Grant 72-223

up to 150 lbs/door (68 kg/door), double track

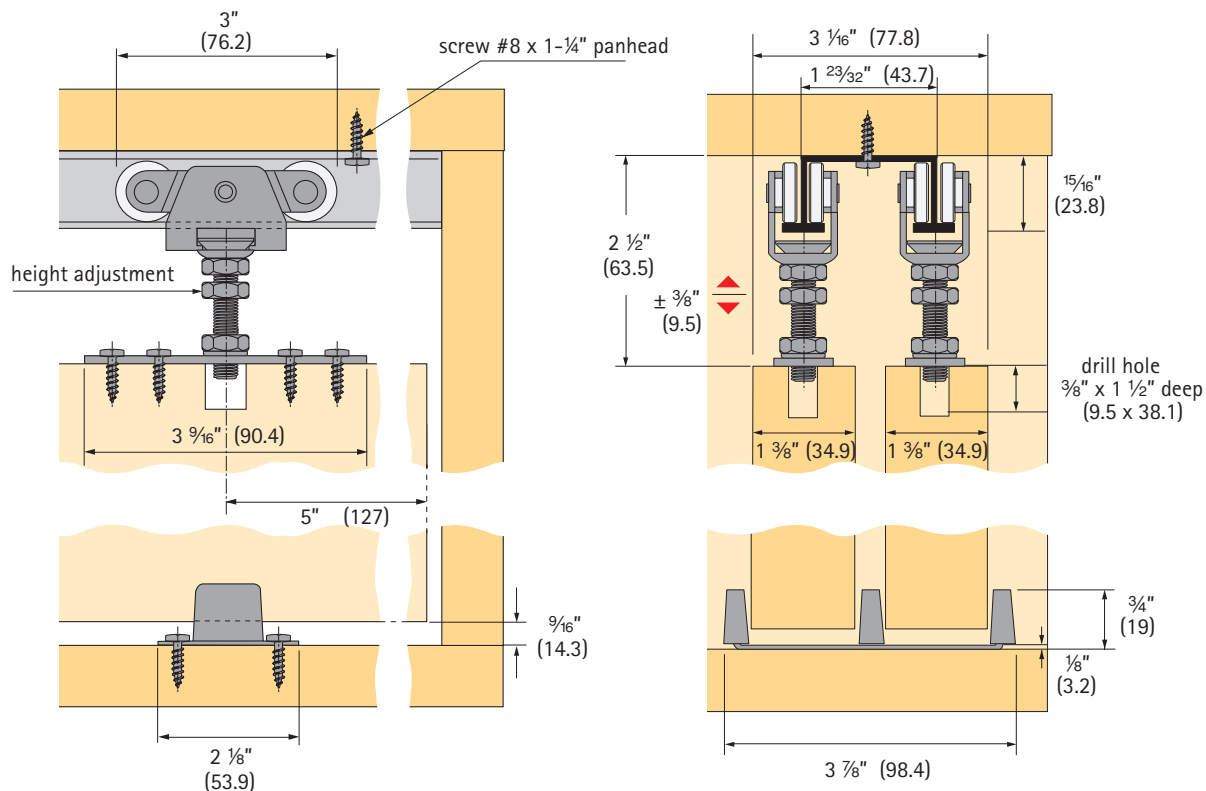
for door thickness 1 $\frac{3}{8}$ " (34.9 mm), top mount, adjustable



Top Line Grant 72-223

A medium duty commercial and residential grade sliding door hardware series ideal for by-passing installations. Applications include doors between rooms, closet doors, cabinets, storage walls and partitions.

- For 1 $\frac{3}{8}$ " doors weighing up to 150 lbs (68 kg), optional nylon wheel carrier up to 100 lbs (45 kg)
- High quality precision ball-bearing wheels for quiet and effortless performance
- Heavy duty aluminum Double I-beam track; jump proof design
- Pivoting rocker arms ensure track-carrier contact.
- Ball and socket suspension compensates for minor header misalignment.
- Lock nut ensures permanent positioning.
- Vertical adjustment $\frac{3}{4}$ " (19.1 mm)
- Meets and/or exceeds ANSI/BHMA standards
- Made in USA



Technical specifications are subject to change without notice

Specifications:

Mounting: Top
Adjustment: $\frac{3}{4}$ " (19.1 mm) vertical
Door thickness: $1\frac{3}{8}$ " (34.9 mm)
Headroom: $2\frac{1}{8}$ " (53.9 mm) min., $2\frac{7}{8}$ " (73 mm) max.
Application: By-passing

Top Line Grant 72-223 door hardware is available in four purchasing options

Option I

Complete package, includes track, hardware set, and all screws

Hardware and track

Length	Order no.	PU
4' (1200 mm)	113 337 4	5 sets
5' (1500 mm)	113 337 5	5 sets
6' (1800 mm)	113 337 6	5 sets
8' (2400 mm)	113 337 7	5 sets

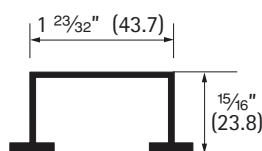
For longer track application order hardware set and track separately

Option II

Track only

Double track 7003

Aluminum extruded, pre-drilled holes



Length	Order no.	PU
4' (1200 mm)	050 533	5
5' (1500 mm)	050 534	5
6' (1800 mm)	050 535	5
8' (2400 mm)	050 536	5
10' (3000 mm)	050 537	5
12' (3600 mm)	050 538	5
16' (4800 mm)	050 539	5

Screws not included - recommend #8 Pan Head

Tracks 8' and under are notched at one end for easy access

Option III

Hardware set only

Top Line Grant 72-223 hardware set
(without track)

The hardware set includes:

- 4 carriers 7000 precision ball bearing wheels
- 4 top plates 7222
- 1 floor guide 117
- 1 wrench
- necessary screws and installation instructions

Article	Order no.	PU
Hardware set	113 337 3	10 sets

Option IV

Separate components

Top Line Grant 72-223 components**Carrier 7000 ball bearing**

Steel, precision ball bearing wheels,
up to 150 lbs/door (68 kg/door)



Finish	Order no.	PU
zinc-plated	113 333 9	100

Top plate 7222

with pendant bolt,
steel, adjustable

Screws included



Finish	Order no.	PU
zinc-plated	050 566	100

Floor guide 117

Steel/Nylon

Screws included



Finish	Order no.	PU
zinc-plated	050 104	50

Optional parts (not included in set)**Carrier 7000 nylon**

Steel, wheel nylon,
up to 100 lbs/door (45 kg/door)



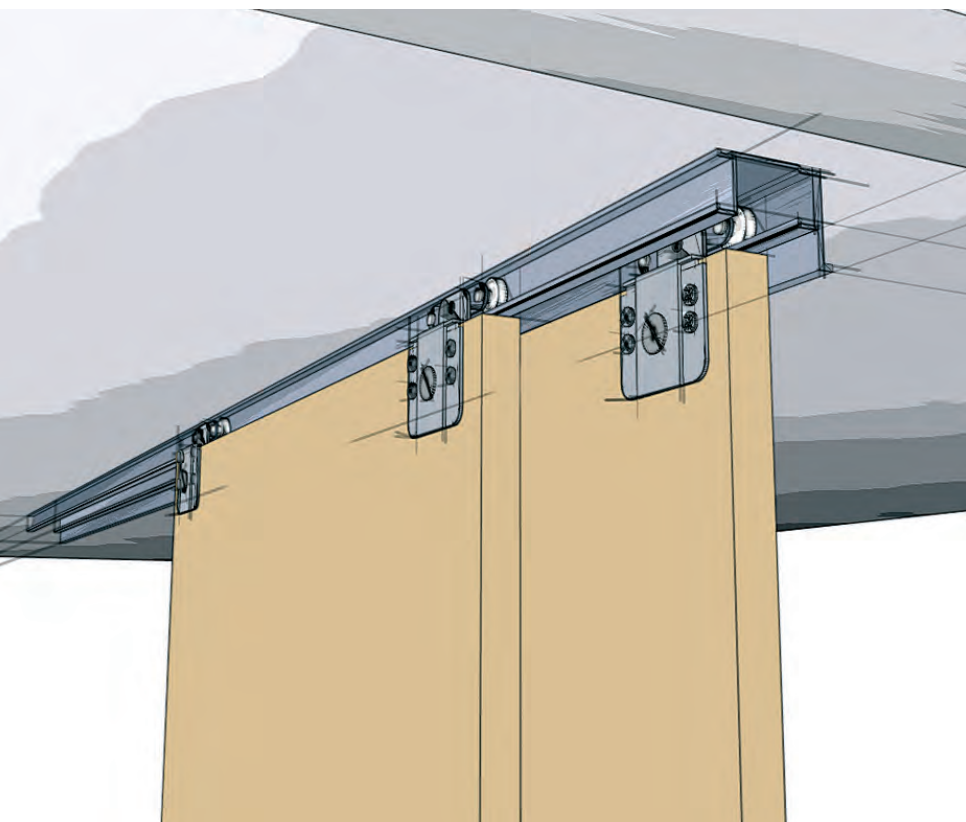
Finish	Order no.	PU
zinc-plated	113 333 8	100

Bumper stop 7014

Steel, track mounted,
rubber stop, 2 required per track



Finish	Order no.	PU
zinc-plated	050 561	20

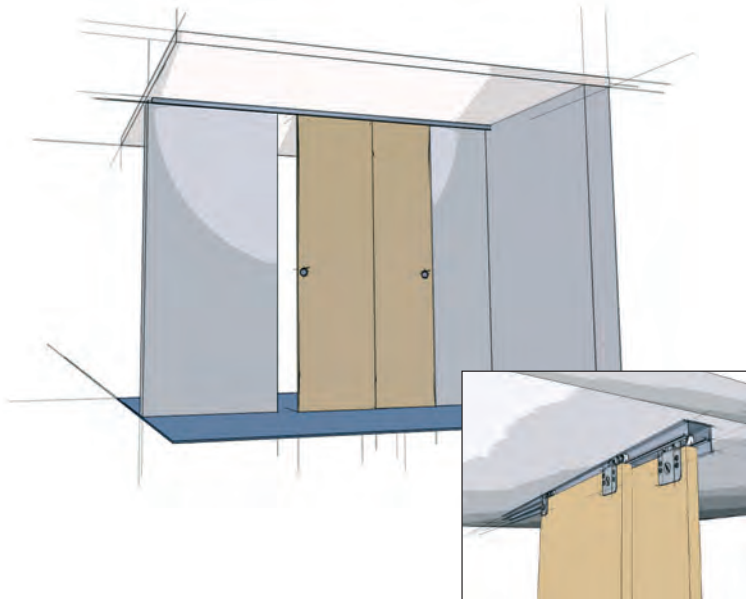


Grant® By-Pass Door Sets with Fascia
for Sliding Doors

By-passing Door Sets with Fascia

Top Line Grant 6065

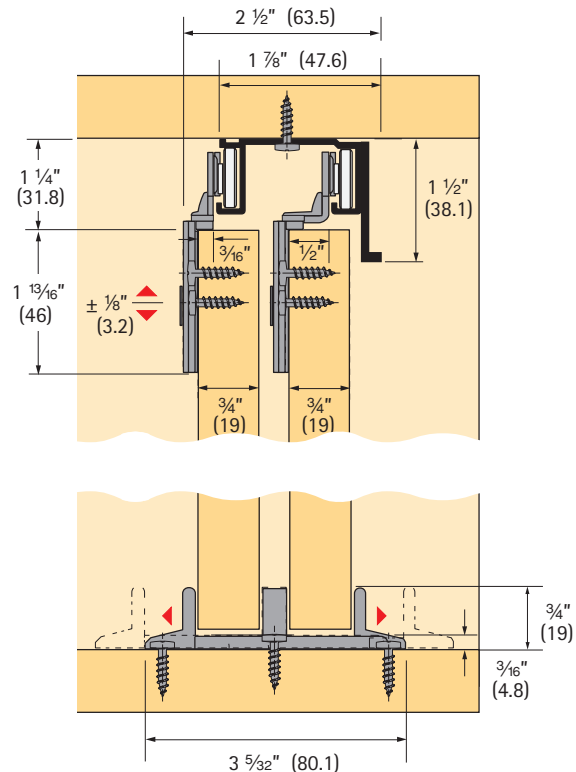
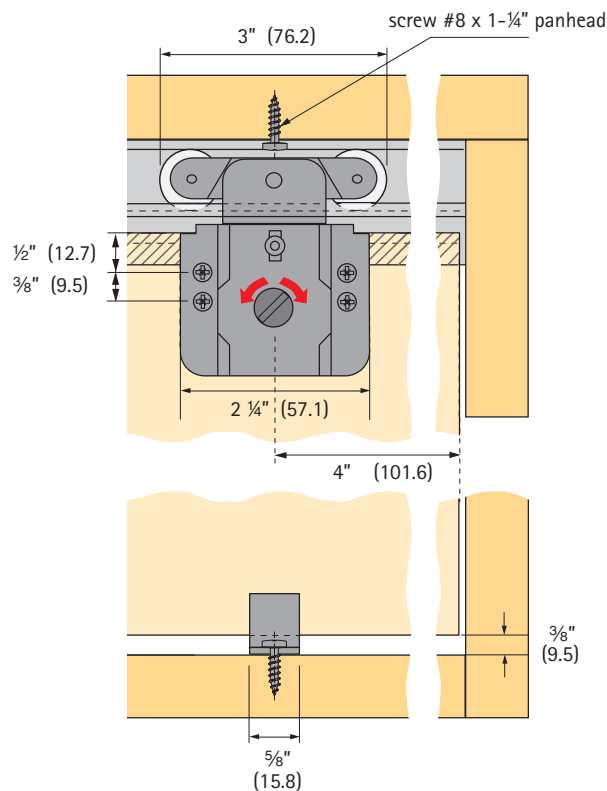
up to 75 lbs/door (34 kg/door), double track with fascia,
for door thickness $\frac{3}{4}$ " (19 mm), side mount, adjustable



Top Line Grant 6065

A medium duty sliding door hardware series with fascia track for by-passing installations. Applications include doors between rooms, closet doors, cabinets, storage walls and partitions.

- For $\frac{3}{4}$ " doors weighing up to 75 lbs/door (34 kg/door)
- Ball-bearing wheels ensure a smooth, quiet and long lasting performance.
- Dual set of mounting holes; ideal for hollow core doors
- Aluminum track with $1\frac{1}{2}$ " fascia, decorative anodized finish
- Easy-turn cam vertical adjustment
- Pivoting rocker arms ensure track-carrier contact.
- Dust free track design
- Quick door hanging by tilting pre-mounted hardware onto track profile
- Floor guide required
- Made in USA



Technical specifications are subject to change without notice

Specifications:

Mounting:	Side
Adjustment:	¼" (6.4 mm) vertical
Door thickness:	¾" (19 mm)
Headroom:	1⅛" (28.6 mm) min., 1⅜" (34.9 mm) max.
Application:	By-passing

Top Line Grant 6065 door hardware is available in four purchasing options

Option I

Complete package: includes track, hardware set, and all screws

Length	Order no.	PU
4' (1200 mm)	113 333 0	10 sets
6' (1800 mm)	113 333 1	10 sets

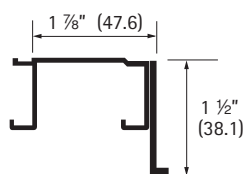
For longer track application order hardware set and track separately

Option II

Track only

Double track with fascia 6005

Aluminum extruded, pre-drilled holes



Length	Order no.	PU
8' (2400 mm)	050 475	5
12' (3600 mm)	050 477	5

Screws not included - recommend #8 Pan Head

Option III

Hardware set only

Top Line Grant 6064 hardware set
(without track)

The hardware set includes:

- 2 carriers 6350 ball bearing wheels
- 2 carriers 6360 ball bearing wheels
- 1 floor guide 114
- necessary screws
- installation instructions

Article	Order no.	PU
Hardware set	113 332 5	10 sets

Option IV

Separate components

Top Line Grant 6065 components**Carrier 6350**

Steel, double wheel, ⅜" offset, side mounting, adjustable, ball bearing wheels, dual mounting holes

Screws included



Finish	Order no.	PU
zinc-plated	113 333 6	50

Carrier 6360

Steel, double wheel, ½" offset, side mounting, adjustable, ball bearing wheels, dual mounting holes

Screws included



Finish	Order no.	PU
zinc-plated	113 333 7	50

Floor guide 114

Nylon

Adjustable for ¾" to 1 ⅜" doors

Screws included

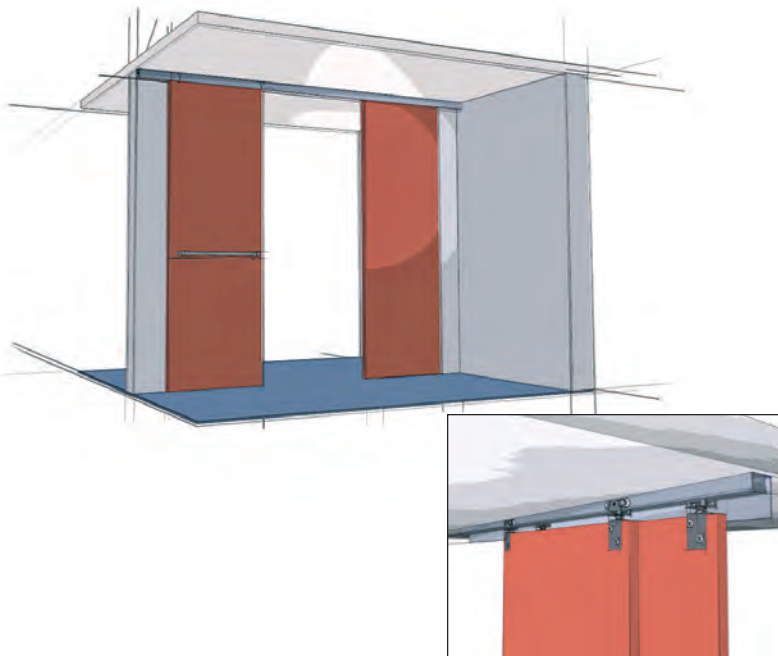


Finish	Order no.	PU
N/A	050 102	50

Sliding Door Hardware with Fascia

Top Line Grant 73-034

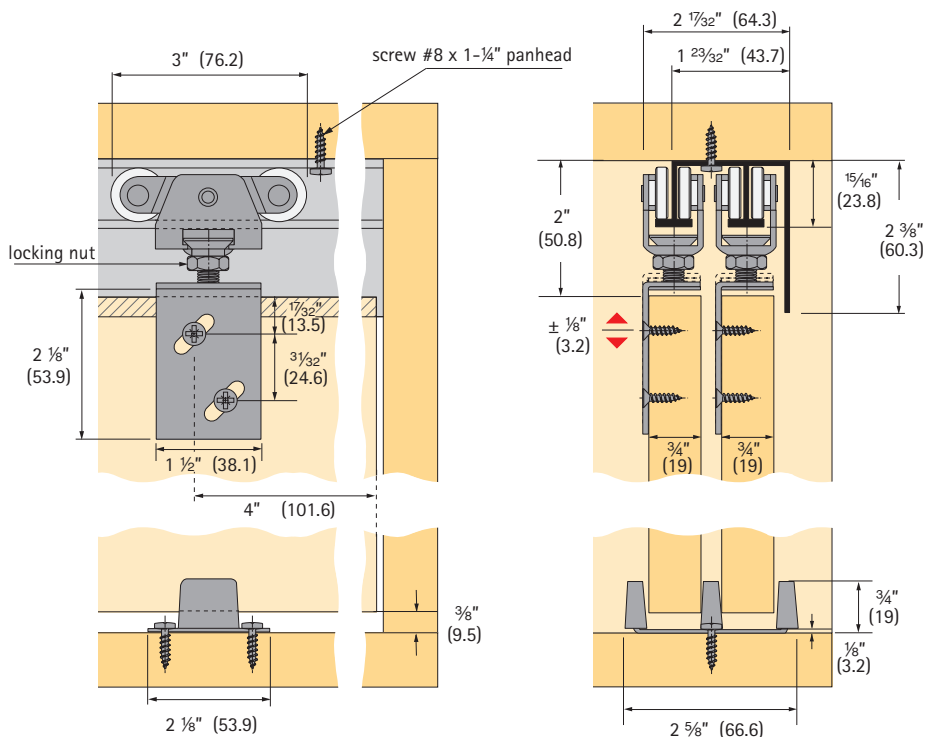
up to 150 lbs/door (68 kg/door), double track with fascia,
for door thickness $\frac{3}{4}$ " (19 mm), side mount, adjustable



Top Line Grant 73-034

A medium duty commercial and residential grade sliding door hardware series with fascia that is ideal for by-passing installations. Applications include doors between rooms, closet doors, cabinets, storage walls and partitions.

- For $\frac{3}{4}$ " doors weighing up to 150 lbs (68 kg), optional nylon wheel carrier up to 100 lbs (45 kg)
- Precision ball-bearing wheels ensure a smooth, quiet and long lasting performance.
- Heavy duty aluminum Double I-beam track; jump proof design
- Track with 2 $\frac{3}{8}$ " fascia, decorative anodized finish
- Pivoting rocker arms ensure track-carrier contact.
- Ball and socket suspension compensates for minor header misalignment.
- Lock nut ensures permanent positioning.
- Serrations in apron permit vertical adjustment.
- Meets and/or exceeds ANSI/BHMA standards
- Made in USA



Technical specifications are subject to change without notice

Specifications:

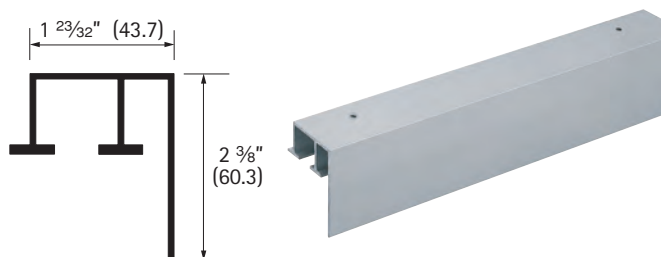
Mounting:	Side
Adjustment:	¼" (6.4 mm) vertical
Door thickness:	¾" (19 mm)
Headroom:	1⅞" (47.6 mm), 2⅛" (53.9 mm) max.
Application:	By-passing

Top Line Grant 73-034 door hardware is available in three purchasing options (not available in sets)

Option I
Track only

Double track with fascia 7004

Aluminum extruded, pre-drilled holes



Length	Order no.	PU
4' (1200 mm)	050 540	5
5' (1500 mm)	050 541	5
6' (1800 mm)	050 542	5
8' (2400 mm)	050 543	5
10' (3000 mm)	050 544	5
12' (3600 mm)	050 545	5
16' (4800 mm)	050 546	5

Screws not included – recommend #8 Pan Head

Tracks 8' and under are notched at one end for easy access

Option II
Hardware set only

Top Line Grant 72-034 hardware set
(without track)

The hardware set includes:

- 4 carriers 7000 precision ball bearing wheels
- 4 aprons 7034
- 1 floor guide 116
- 1 wrench
- necessary screws and installation instructions

Article	Order no.	PU
Hardware set	113 335 0	10 sets

Option III
Separate components

Top Line Grant 73-034 components
Carrier 7000 ball bearing

Steel, precision ball bearing wheels,
up to 150 lbs/door (68 kg/door)



Finish	Order no.	PU
zinc-plated	113 333 9	100

Apron 7034

Cold rolled steel,
adjustable, ¾" offset

Screws included



Finish	Order no.	PU
zinc-plated	050 563	100

Floor guide 116

Steel/Nylon

Screws included



Finish	Order no.	PU
zinc-plated	050 103	50

Optional parts (not included in set)

Carrier 7000 nylon

Steel, wheel nylon,
up to 100 lbs/door (45 kg/door)



Finish	Order no.	PU
zinc-plated	113 333 8	100

Bumper stop 7014

Steel, track mounted,
rubber stop, 2 required per track

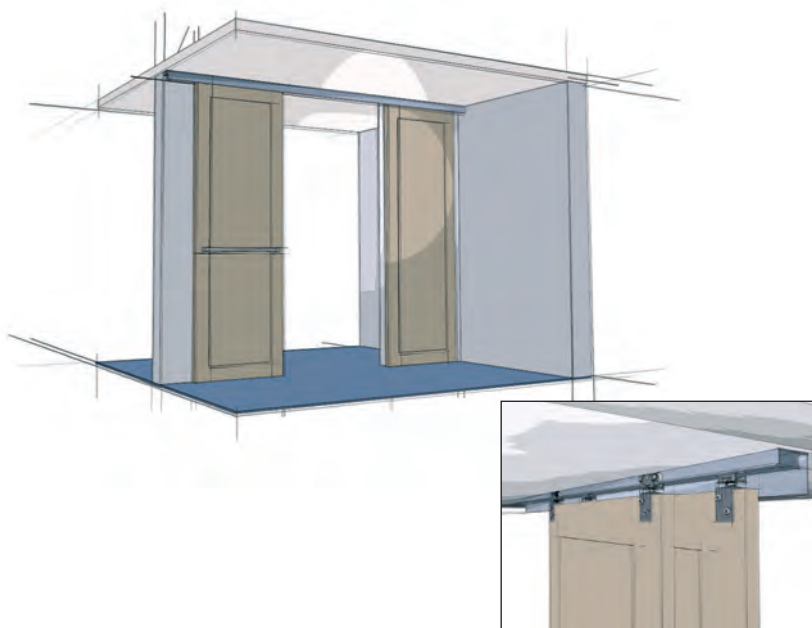


Finish	Order no.	PU
zinc-plated	050 561	20

Sliding Door Hardware with Fascia

Top Line Grant 73-138

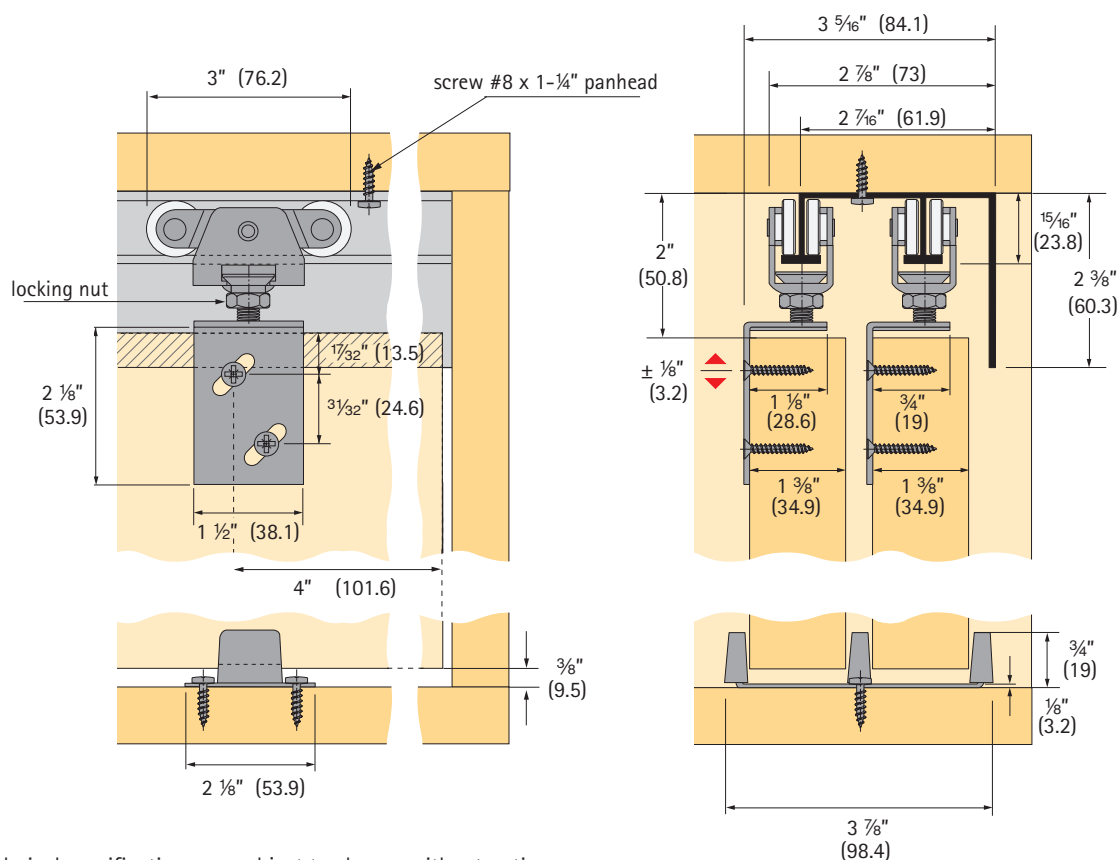
up to 150 lbs/door (68 kg/door), double track with fascia,
for door thickness 1 3/8" (34.9 mm), side mount, adjustable



Top Line Grant 73-138

A medium duty commercial and residential grade sliding door hardware series with fascia for by-passing installations. Applications include doors between rooms, closet doors, closets, cabinets, storage walls and partitions.

- For 1 3/8" doors weighing up to 150 lbs (68 kg), optional nylon wheel carrier up to 100 lbs (45 kg)
- Precision ball-bearing wheels ensure a smooth, quiet and long lasting performance.
- Heavy duty aluminum Double I-beam track; jump proof design
- Track with 2 3/8" fascia, decorative anodized finish
- Pivoting rocker arms ensure track-carrier contact.
- Ball and socket suspension compensates for minor header misalignment.
- Lock nut ensures permanent positioning.
- Serrations in apron permit vertical adjustment.
- Meets and/or exceeds ANSI/BHMA standards
- Made in USA



Specifications:

Mounting:	Side
Adjustment:	¼" (6.4 mm) vertical
Door thickness:	1⅜" (34.9 mm)
Headroom:	1⅞" (47.6 mm) min., 2⅞" (53.9 mm) max.
Application:	By-passing

Top Line Grant 73-138 door hardware is available in four purchasing options**Option I**

Complete package: includes track, hardware set, and all screws

Hardware and track

Length	Order no.	PU
4' (1200 mm)	113 338 2	5 sets
5' (1500 mm)	113 338 3	5 sets
6' (1800 mm)	113 338 4	5 sets
8' (2400 mm)	113 338 5	5 sets


For longer track application order hardware set and track separately

Option II

Track only

Double track with fascia 7005

Aluminum extruded, pre-drilled holes



Length	Order no.	PU
5' (1500 mm)	050 548	5
6' (1800 mm)	050 549	5
8' (2400 mm)	050 550	5
10' (3000 mm)	050 551	5
12' (3600 mm)	050 552	5
16' (4800 mm)	050 553	5

Screws not included - recommend #8 Pan Head

Tracks 8' and under are notched at one end for easy access

Option III

Hardware set only

Top Line Grant 72-138 hardware set
(without track)

The hardware set includes:

- 4 carriers 7000 precision ball bearing wheels
- 4 aprons 7138
- 1 floor guide 117
- 1 wrench
- necessary screws and installation instructions

Article	Order no.	PU
Hardware set	113 336 3	10 sets

Option IV

Separate components

Top Line Grant 73-138 components**Carrier 7000 ball bearing**Steel, precision ball bearing wheels,
up to 150 lbs/door (68 kg/door)

Finish	Order no.	PU
zinc-plated	113 333 9	100

Apron 7138Cold rolled steel,
adjustable, 1 ⅞" offset

Screws included



Finish	Order no.	PU
zinc-plated	050 565	100

Floor guide 117

Steel/Nylon

Screws included



Finish	Order no.	PU
zinc-plated	050 104	50

Optional parts (not included in set)**Carrier 7000 nylon**Steel, wheel nylon,
up to 100 lbs/door (45 kg/door)

Finish	Order no.	PU
zinc-plated	113 333 8	100

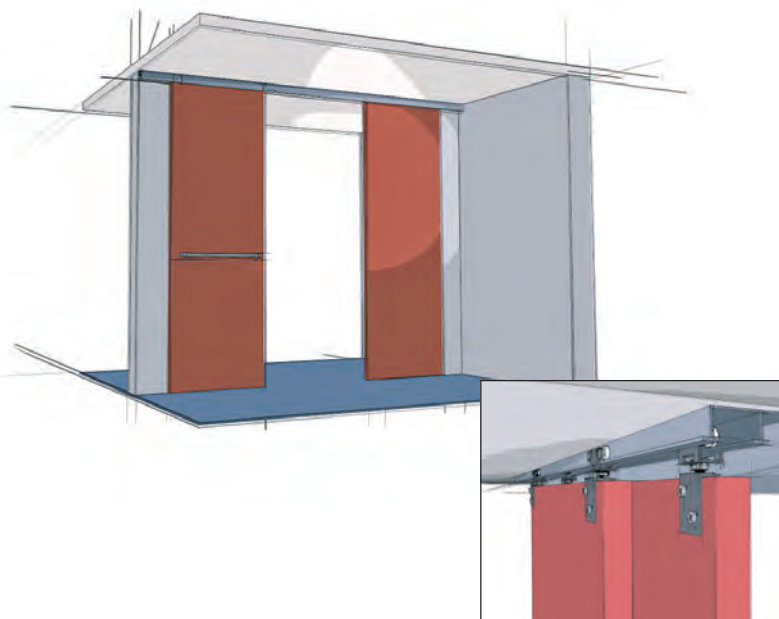
Bumper stop 7014Steel, track mounted,
rubber stop, 2 required per track

Finish	Order no.	PU
zinc-plated	050 561	20

Sliding Door Hardware with Fascia

Top Line Grant 73-134

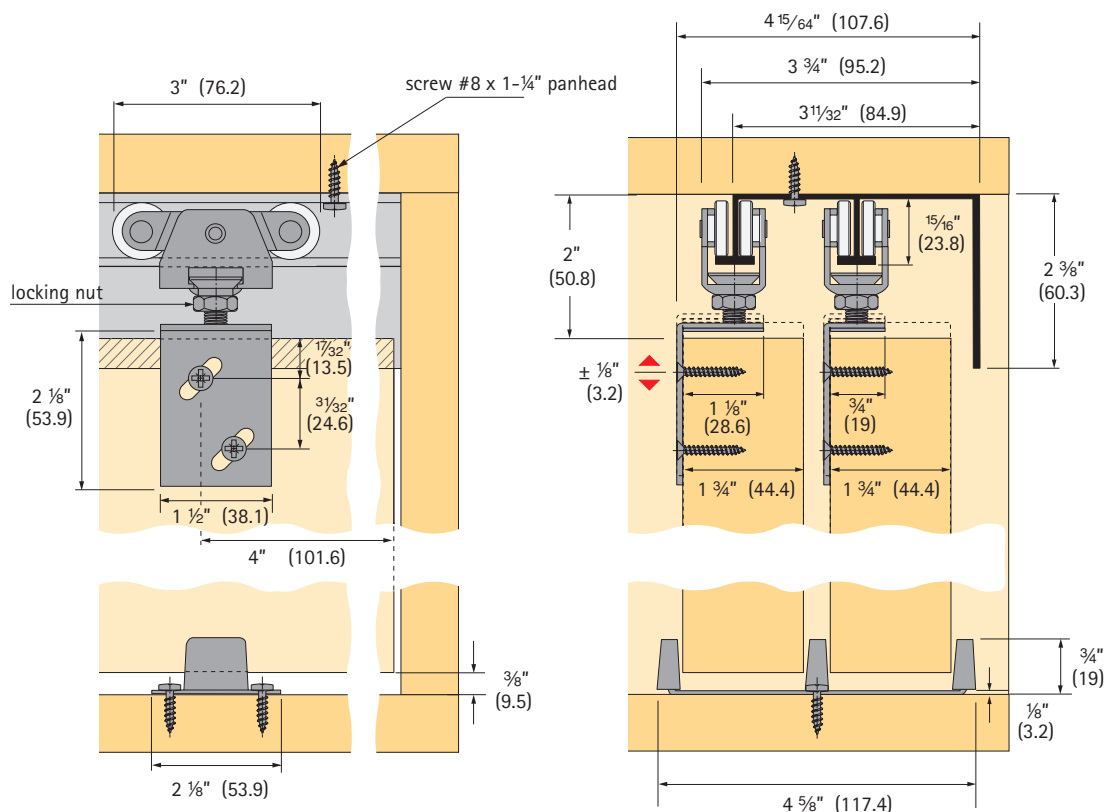
up to 150 lbs/door (68 kg/door), double track with fascia,
for door thickness 1 3/4" (44.4 mm), side mount, adjustable



Top Line Grant 73-134

A medium duty commercial and residential grade sliding door hardware series with fascia for by-passing installations. Applications include doors between rooms, closet doors, cabinets, storage walls and partitions.

- For 1 3/4" doors weighing up to 150 lbs (68 kg), optional nylon wheel carrier up to 100 lbs (45 kg)
- Precision ball-bearing wheels ensure a smooth, quiet and long lasting performance.
- Heavy duty aluminum Double I-beam track; jump proof design
- Track with 2 3/8" fascia, decorative anodized finish
- Pivoting rocker arms ensure track-carrier contact.
- Ball and socket suspension compensates for minor header misalignment.
- Lock nut ensures permanent positioning.
- Serrations in apron permit vertical adjustment.
- Meets and/or exceeds ANSI/BHMA standards
- Made in USA



Technical specifications are subject to change without notice

Specifications:

Mounting:	Side
Adjustment:	¼" (6.4 mm) vertical
Door thickness:	1¾" (44.4 mm)
Headroom:	1⅞" (47.6 mm) min., 2⅝" (53.9 mm) max.
Application:	By-passing

Top Line Grant 73-134 door hardware is available in four purchasing options**Option I**

Complete package: includes track, hardware set, and all screws

Hardware and track

Length	Order no.	PU
4' (1200 mm)	113 337 8	5 sets
5' (1500 mm)	113 337 9	5 sets
6' (1800 mm)	113 338 0	5 sets
8' (2400 mm)	113 338 1	5 sets

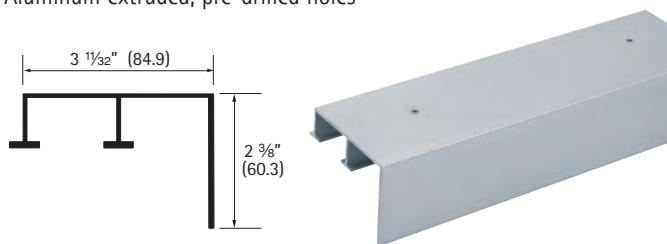
For longer track application order hardware set and track separately

Option II

Track only

Double track with fascia 7007

Aluminum extruded, pre-drilled holes



Length	Order no.	PU
5' (1500 mm)	050 555	5
6' (1800 mm)	050 556	5
8' (2400 mm)	050 557	5
10' (3000 mm)	050 558	5
12' (3600 mm)	050 559	5
16' (4800 mm)	050 560	5

Screws not included - recommend #8 Pan Head

Tracks 8' and under are notched at one end for easy access

Option III

Hardware set only

Top Line Grant 72-134 hardware set
(without track)

The hardware set includes:

- 4 carriers 7000 precision ball bearing wheels
- 2 aprons 7034 (front door)
- 2 aprons 7138 (rear door)
- 1 floor guide 118
- 1 wrench
- necessary screws and installation instructions

Article	Order no.	PU
Hardware set	113 335 8	10 sets

Option IV

Separate components

Top Line Grant 73-134 components**Carrier 7000 ball bearing**Steel, precision ball bearing wheels,
up to 150 lbs/door (68 kg/door)

Finish	Order no.	PU
zinc-plated	113 333 9	100

Apron 7034/7138Cold rolled steel,
adjustable

Screws included



Article	Finish	Order no.	PU
① apron 7034, ¾" offset	zinc-plated	050 563	100
② apron 7138, 1⅝" offset	zinc-plated	050 565	100

Floor guide 118

Steel/Nylon

Screws included



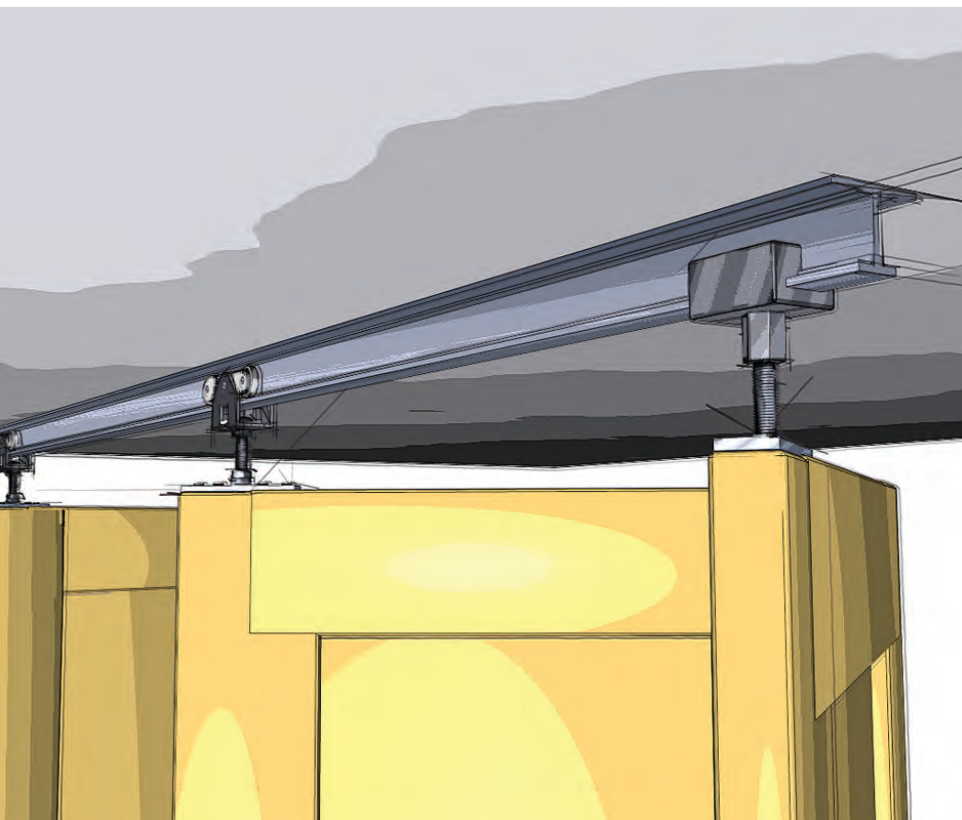
Finish	Order no.	PU
zinc-plated	050 105	50

Optional parts (not included in set)**Carrier 7000 nylon**Steel, wheel nylon,
up to 100 lbs/door (45 kg/door)

Finish	Order no.	PU
zinc-plated	113 333 8	100

Bumper stop 7014Steel, track mounted,
rubber stop, 2 required per track

Finish	Order no.	PU
zinc-plated	050 561	20



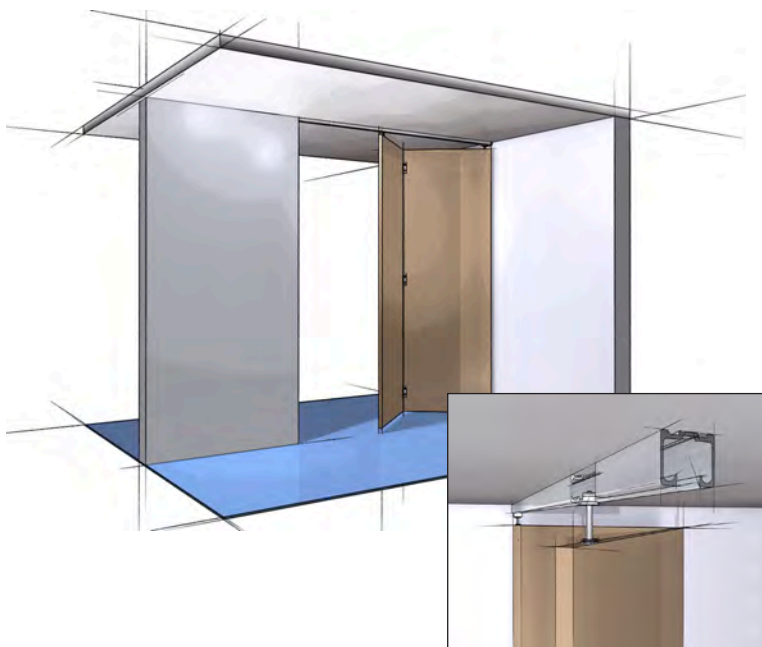
Grant® Folding Door Sets
for Light, Medium and Heavy duty Doors

Light Duty Bi-fold Door Sets

Grant Bi-fold 25

up to 25 lbs/panel (11 kg/panel)

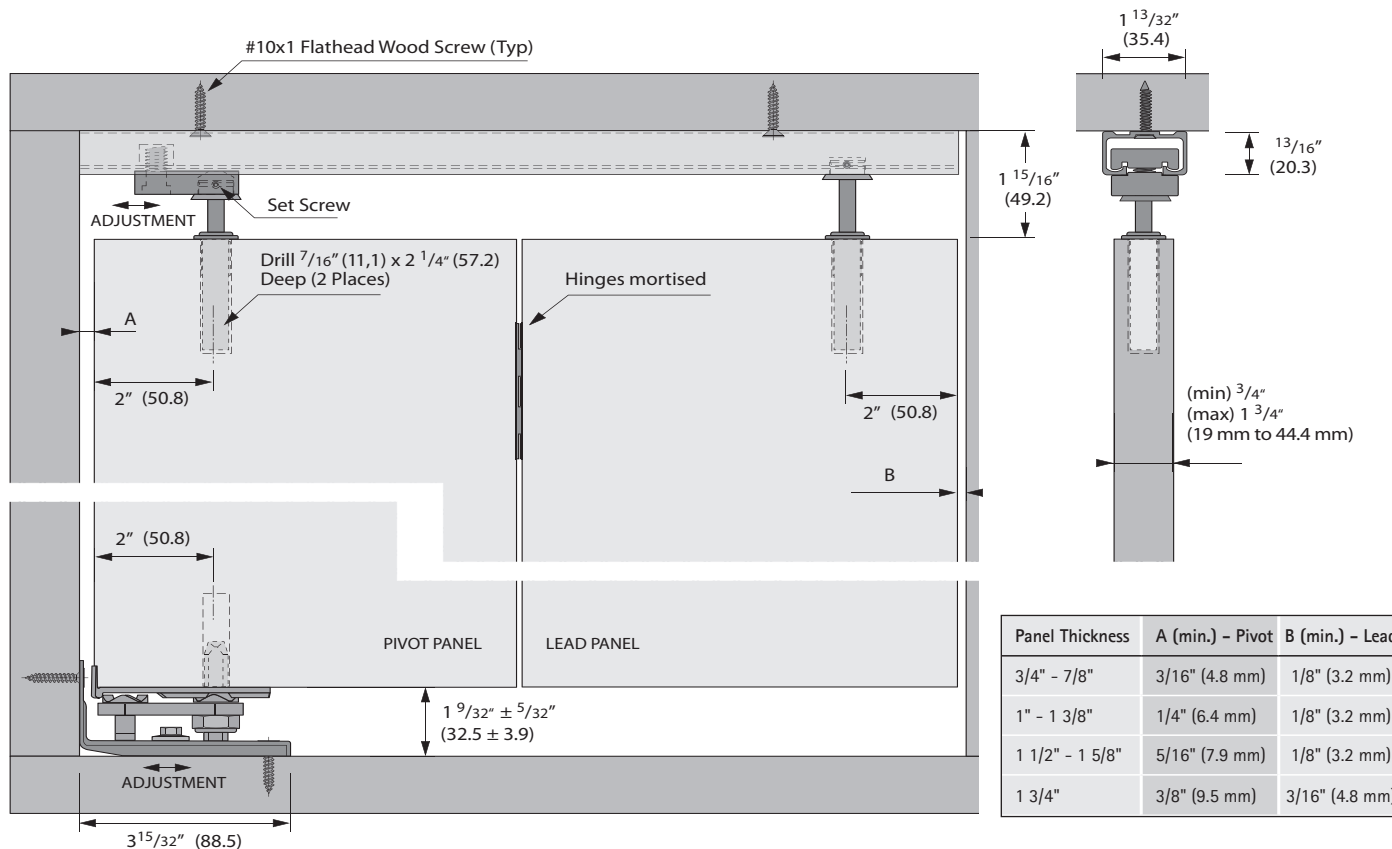
for door thickness $\frac{3}{4}$ " (19 mm) up to $1\frac{3}{4}$ " (44.4 mm), top mount, adjustable



Grant Bi-fold 25

A light duty top hung folding door system for residential and commercial applications. The Grant Bi-fold 25 system supports light weight bi-folding door installations. Ideal for closet doors.

- For door panels $\frac{3}{4}$ " (19 mm) up to $1\frac{3}{4}$ " (44.4 mm)
- For doors weighing up to 25 lbs (11 kg) per panel
- Doors fold flat for better access
- Unique stay-open stay-close design keeps door in place
- Simple and quick to install
- Floor cam functions as marking template ensuring top and bottom holes are aligned, no measuring needed
- Spring plunger glides smoothly and easily while staying securely in place
- Pre-drilled aluminum track up to 16' (4800 mm)
- No bottom guide assistance required
- Meets and/or exceeds ANSI/BHMA standards



Technical specifications are subject to change without notice

Specifications:

Mounting:	Top
Adjustment:	$\frac{5}{16}$ " (7.9 mm) vertical
Door thickness:	$\frac{3}{4}$ " (19 mm) to $1\frac{3}{4}$ " (44.4 mm)
Headroom:	$1\frac{25}{32}$ " (45.3 mm) min., $2\frac{1}{2}$ " (53.1 mm) max.
Application:	Bi-fold

Grant Bi-fold 25 door hardware is available in three purchasing options

● -jamb pivot ○ -carrier

Option I

Complete package: includes track, hardware set, and all screws

Grant Bi-fold 25 2-dr 1-way set

Hardware and track

Packing includes:

- 1 track 50E
- 1 hardware set Bi-fold 25



Length	Order no.	PU
3' (900 mm)	113 522 9	5 sets
4' (1200 mm)	113 523 0	5 sets

For longer track application order hardware set and track separately

Grant Bi-fold 25 4-dr 2-each way set

Hardware and track

Packing includes:

- 1 track 50E
- 2 hardware set Bi-fold 25



Length	Order no.	PU
4' (1200 mm)	113 523 1	5 sets
5' (1500 mm)	113 523 2	5 sets
6' (1800 mm)	113 523 3	5 sets
8' (2400 mm)	113 523 4	5 sets

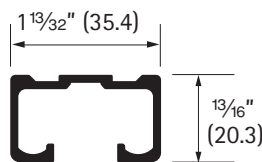
For longer track application order hardware set and track separately

Option II

Track only

Single track 50E

Aluminum extruded, pre-drilled holes



Length	Order no.	PU
3' (900 mm)	113 440 6	each
4' (1200 mm)	113 439 9	each
5' (1500 mm)	113 440 0	each
6' (1800 mm)	113 440 1	each
8' (2400 mm)	113 440 2	each
10' (3000 mm)	113 440 3	each
12' (3600 mm)	113 440 4	each
16' (4800 mm)	113 440 5	each

Screws not included – recommend #10 Flat Head

Option III

Hardware set only (without track)

Grant Bi-fold 25 Hardware set 2-dr 1-way for two door installation, one way

Hardware set includes:

- 1 pivot plate assembly
- 2 plunger spring assembly
- 1 floor cam assembly
- 1 bi-fold hinge set 2646
- necessary screws
- installation instructions

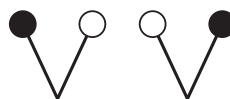


Article	Order no.	PU
Hardware set 2-dr 1-way	113 434 6	10 sets

Grant Bi-fold 25 Hardware set 4-dr 2-each way for four door installation, two door each way

Hardware set includes:

- 2 pivot plate assembly
- 4 plunger spring assembly
- 2 floor cam assembly
- 2 bi-fold hinge sets 2646
- necessary screws
- installation instructions



Article	Order no.	PU
Hardware set 4-dr 2-each way	113 524 1	10 sets

Light Duty Bi-fold Door Sets

Grant Bi-fold 25

up to 25 lbs/panel (11 kg/panel)

for door thickness 3/4" (19 mm) to 1 3/4" (44.4 mm), top mount, adjustable

Accessory parts (not included in set)

NOTE: The Bi-fold 25 folding door system does not require the assistance of a bottom guide. If a bottom guide is desired the Guide channel 1222 and 1221 adjustable floor guide can be used. Installation measurements must be checked as some extreme adjustments may not work.

Guide channel 1222

Aluminum extruded



Length	Order no.	PU
4' (1200 mm)	050 142	5
5' (1500 mm)	050 143	5
6' (1800 mm)	050 144	5
8' (2400 mm)	050 145	5
10' (3000 mm)	050 146	5
12' (3600 mm)	050 147	5
16' (4800 mm)	050 148	5

Screws not included - recommend #6 Flat Head

Guide roller 1221

Steel, adjustable

Screws included

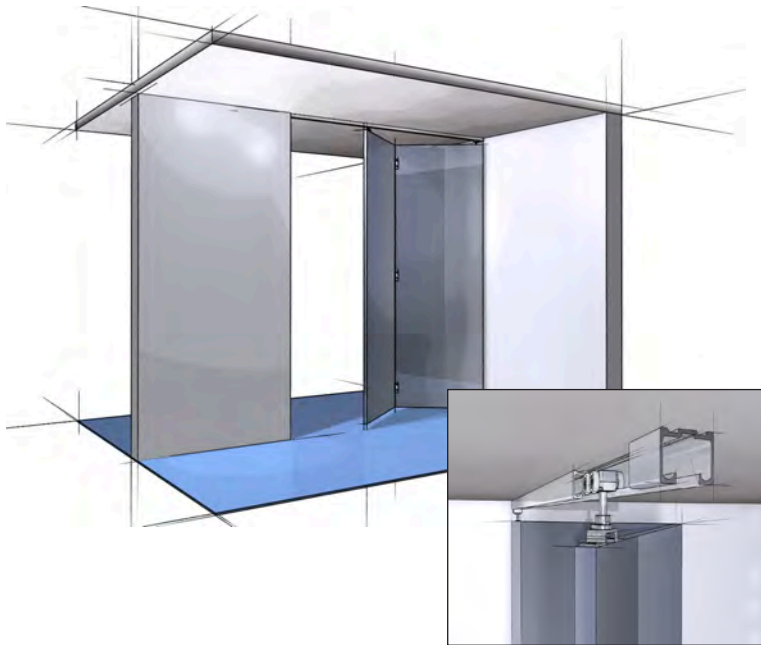


Article	Order no.	PU
Guide roller 1221	050 141	20

Light Duty Folding Door Set

Grant Bi-fold 50

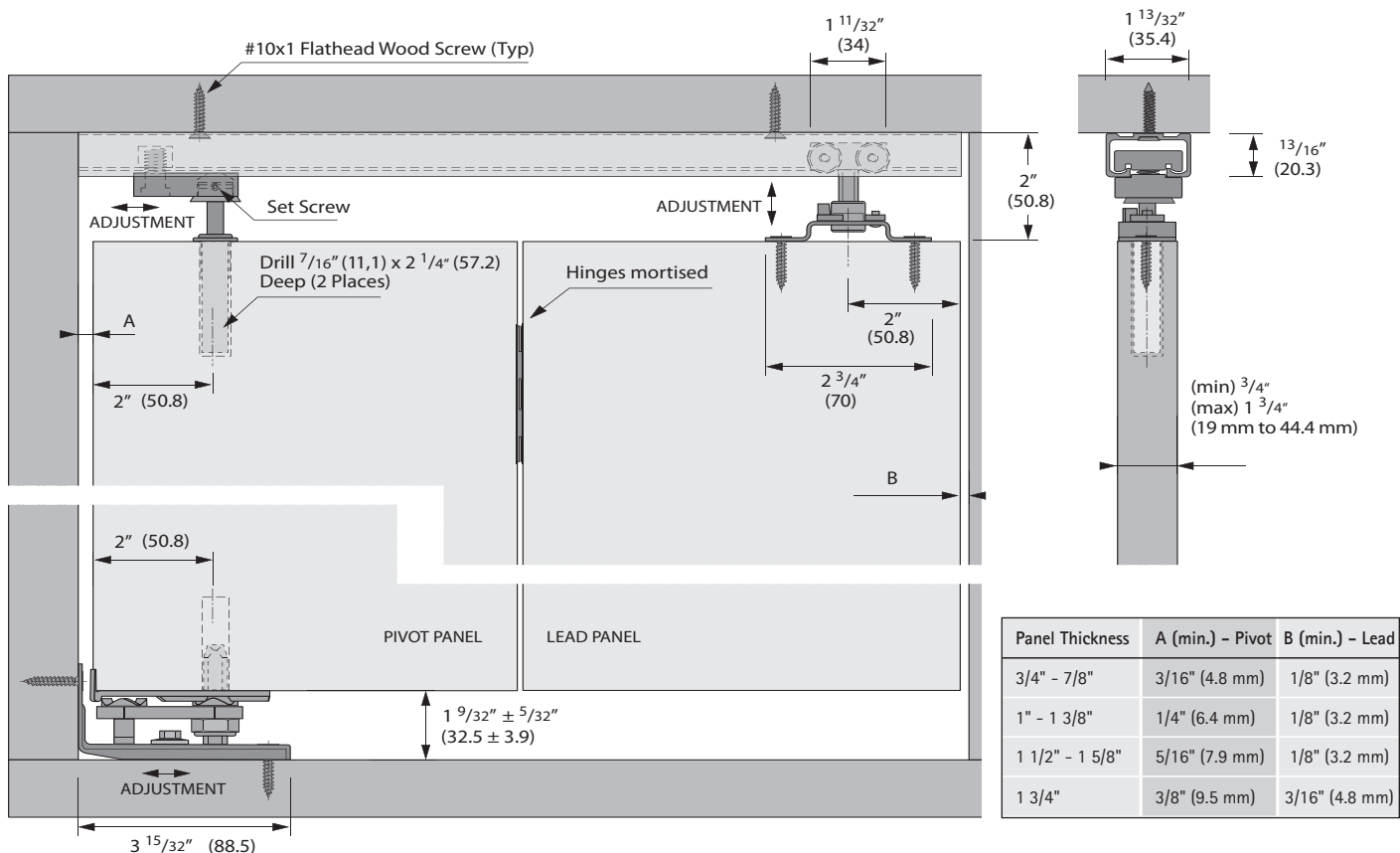
bi-fold up to 50 lbs/panel (23 kg/panel), multi-fold up to 30 lbs/panel (14 kg/panel)
for door thickness $\frac{3}{4}$ " (19 mm) to $1\frac{3}{4}$ " (44.4 mm), top mount, adjustable



Grant Bi-fold 50

A light duty top hung folding door system for residential and commercial applications. The Grant Bi-fold 50 system supports bi-folding and multi-folding door installations.

- For door panels $\frac{3}{4}$ " (19 mm) up to $1\frac{3}{4}$ " (44.4 mm)
- For bi-fold doors weighing up to 50 lbs (23 kg) per panel, and multi-fold doors weighing up to 30 lbs (14 kg) per panel for up to 6 panels one way
- Doors fold flat for better access
- Unique stay-open stay-close design keeps door in place
- Ball bearing carrier with 4-wheels for smooth and long lasting operation
- Simple and easy to install, floor cam functions as marking template ensuring top and bottom holes are aligned, no measuring needed
- Pre-drilled aluminum track up to 16' (4800 mm)
- No bottom guide assistance required
- Meets and/or exceeds ANSI/BHMA standards



Technical specifications are subject to change without notice

Specifications:

Mounting:	Top
Adjustment:	$\frac{5}{16}$ " (7.9 mm) vertical
Door thickness:	$\frac{3}{4}$ " (19 mm) to 1 $\frac{3}{4}$ " (44.4 mm)
Headroom:	1 $\frac{27}{32}$ " (46.8 mm) min., 2 $\frac{5}{32}$ " (54.8 mm) max.
Application:	Bi-fold and Multi-fold up to 6 panels one way

Grant Bi-fold 50 door hardware is available in three purchasing options

● -jamb pivot ○ -carrier

Option I

Complete package: includes track, hardware set, and all screws

Grant Bi-fold 50 2-dr 1-way set

Hardware and track

Packing includes:

- 1 track 50E
- 1 hardware set Bi-fold 50



Length	Order no.	PU
3' (900 mm)	113 523 5	5 sets
4' (1200 mm)	113 523 6	5 sets

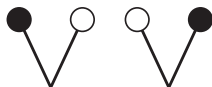
For longer track application order hardware set and track separately

Grant Bi-fold 50 4-dr 2-each way set

Hardware and track

Packing includes:

- 1 track 50E
- 2 hardware set B-fold 50



Length	Order no.	PU
4' (1200 mm)	113 523 7	5 sets
5' (1500 mm)	113 523 8	5 sets
6' (1800 mm)	113 523 9	5 sets
8' (2400 mm)	113 524 0	5 sets

For longer track application order hardware set and track separately

Option II

Track only

Single track 50E

Aluminum extruded, pre-drilled holes



Length	Order no.	PU
3' (900 mm)	113 440 6	each
4' (1200 mm)	113 439 9	each
5' (1500 mm)	113 440 0	each
6' (1800 mm)	113 440 1	each
8' (2400 mm)	113 440 2	each
10' (3000 mm)	113 440 3	each
12' (3600 mm)	113 440 4	each
16' (4800 mm)	113 440 5	each

Screws not included – recommend #10 Flat Head

Option III

Hardware set only (without track)

Grant Bi-fold 50 Hardware set 2-dr 1-way for two door installation, one way

Hardware set includes:

- 1 pivot plate assembly
- 1 carrier 50E with quick release top plate
- 1 plunger spring assembly
- 1 floor cam assembly
- 1 bi-fold hinge set 2646
- necessary screws
- installation instructions

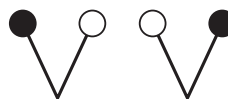


Article	Order no.	PU
Hardware set 2-dr 1-way	113 434 7	10 sets

Grant Bi-fold 50 Hardware set 4-dr 2-each way for four door installation, two door each way

Hardware set includes:

- 2 pivot plate assembly
- 2 carrier 50E with quick release top plate
- 2 plunger spring assembly
- 2 floor cam assembly
- 2 bi-fold hinge sets 2646
- necessary screws
- installation instructions



Article	Order no.	PU
Hardware set 4-dr 2-each way	113 524 3	10 sets

Light Duty Folding Door Set

Grant Bi-fold 50

bi-fold up to 50 lbs/panel (23 kg/panel), multi-fold up to 30 lbs/panel (14 kg/panel)
for door thickness $\frac{3}{4}$ " (19 mm) to $1\frac{3}{4}$ " (44.4 mm), top mount, adjustable

Grant Bi-fold 50 Multi-fold doors:

Up to 6 panels one way

Bi-fold applications up to 50 lbs/panel (23 kg/panel)

Multi-fold applications up to 30 lbs/panel (14 kg)

For each additional set of panels over two add one (1) - Grant carrier 50 w/top plate and one (1) - Bi-fold hinge set

No. of doors	Layout	Load Capacity per panel	Hardware sets less track	Item numbers to order
2		50 lbs (23 kg)	1 - set BF50 2-Dr 1-way	1 - 113 434 7
4		50 lbs (23 kg)	1 - set BF50 4-Dr 2-way	1 - 113 524 3
4		30 lbs (14 kg)	1 - set BF50 2-Dr 1-way 1 - carrier 50E w/ top plate 1 - bi-fold hinge set	1 - 113 434 7 1 - 113 432 2 1 - 113 440 7
6		30 lbs (14 kg)	1 - set BF50 2-Dr 1-way 2 - carrier 50E w/ top plate 2 - bi-fold hinge set	1 - 113 434 7 2 - 113 432 2 2 - 113 440 7
8		30 lbs (14 kg)	1 - set BF50 4-Dr 2-way 2 - carrier 50E w/ top plate 2 - bi-fold hinge set	1 - 113 524 3 2 - 113 432 2 2 - 113 440 7
8		30 lbs (14 kg)	1 - set BF50 4-Dr 2-way 2 - carrier 50E w/ top plate 2 - bi-fold hinge set	1 - 113 524 3 2 - 113 432 2 2 - 113 440 7

Grant Carrier 50E with top plate

four ball bearing wheels

quick release top plate

screws included



Article	Order no.	PU
Carrier 50E w/top plate	113 432 2	10

Bi-fold Hinge Set

Contains: Three (3) 2646 Hinges Screws included

Steel, zinc plated, mortised



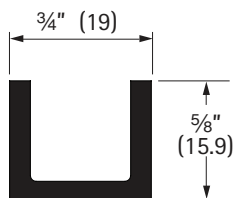
Article	Order no.	PU
Bi-fold Hinge Set	113 440 7	10

Accessory parts (not included in set)

NOTE: The Bi-fold 50 folding door system does not require the assistance of a bottom guide. If a bottom guide is desired the Guide channel 1222 and 1221 adjustable floor guide can be used. Installation measurements must be checked as some extreme adjustments may not work.

Guide channel 1222

Aluminum extruded



Length	Order no.	PU
4' (1200 mm)	050 142	5
5' (1500 mm)	050 143	5
6' (1800 mm)	050 144	5
8' (2400 mm)	050 145	5
10' (3000 mm)	050 146	5
12' (3600 mm)	050 147	5
16' (4800 mm)	050 148	5

Screws not included - recommend #6 Flat Head

Guide roller 1221

Steel, adjustable

Screws included

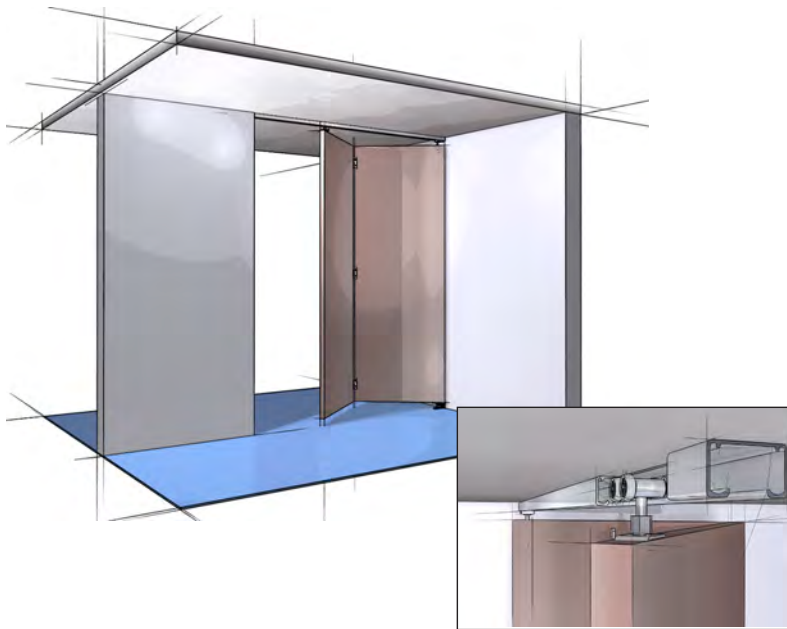


Article	Order no.	PU
Guide roller 1221	050 141	20

Medium Duty Bi-fold Door Set

Grant Bi-fold 150

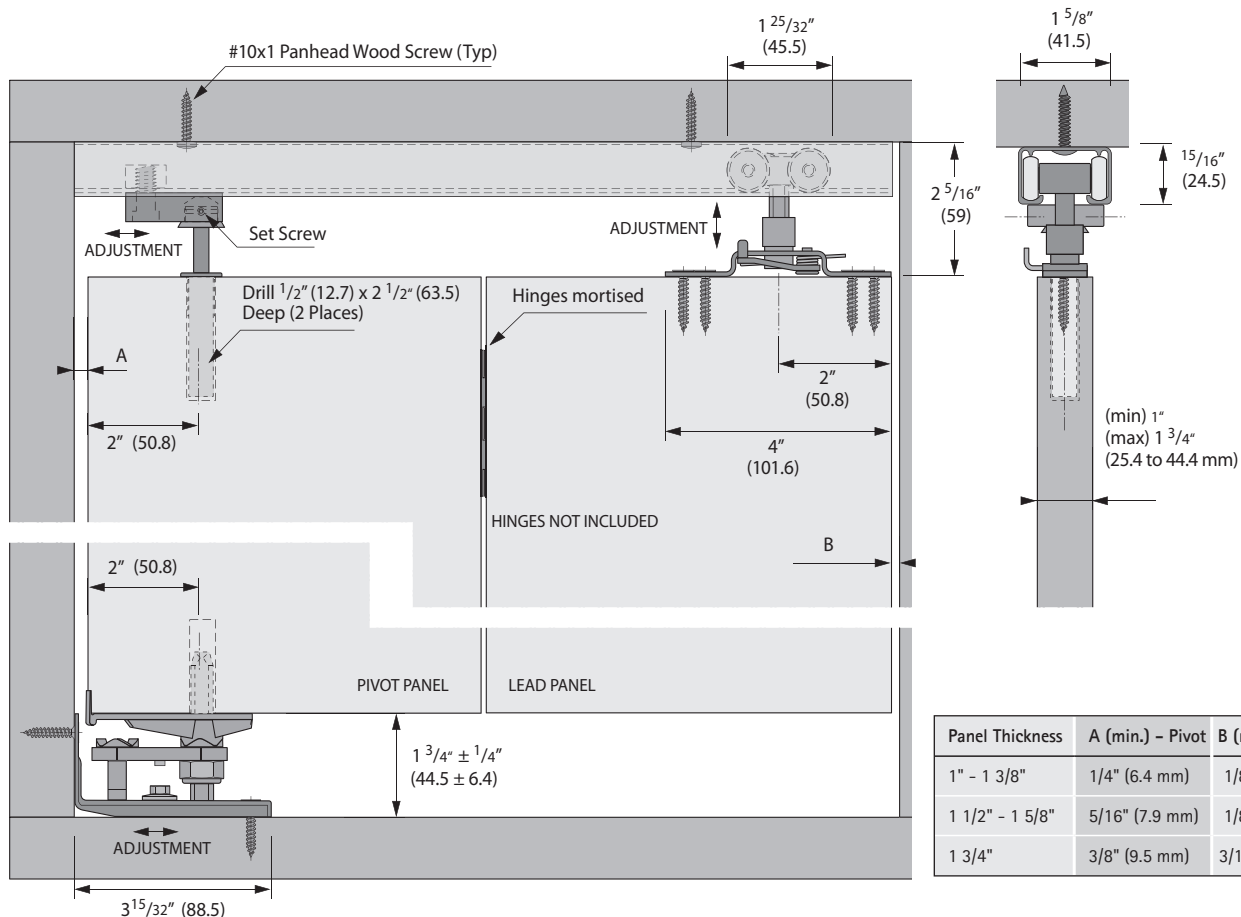
bi-fold up to 150 lbs/panel (68 kg/panel), multi-fold up to 75 lbs/panel (34 kg/panel)
for door thickness 1" (25.4 mm) to 1 3/4" (44.4 mm), top mount, adjustable



Grant Bi-fold 150

A medium duty, top hung folding door system. The Grant Bi-fold 150 system supports most medium duty residential and commercial grade bi-fold and multi-fold applications.

- For door panels 1" (25.4 mm) to 1 3/4" (44.4 mm)
- For bi-fold doors weighing up to 150 lbs (68 kg) per panel and multi-fold doors weighing up to 75 lbs (34 kg) per panel
- 4 wheel carrier with precision ball bearing wheels for quiet, effortless operation
- Doors fold flat for better access
- Unique stay-open stay-close design to keep doors in place
- Simple and easy to install, floor cam functions as marking template ensuring top and bottom holes are aligned, no measuring needed
- Pre-drilled Aluminum track up to 16' (4800 mm)
- No bottom guide assistance required
- Meets and/or exceeds ANSI/BHMA standards



Technical specifications are subject to change without notice

Specifications:

Mounting:	Top
Adjustment:	½" (12.7 mm) vertical
Door thickness:	1" (25.4 mm) to 1¾" (44.4 mm)
Headroom:	2 ⅙" (52.4 mm) min., 2 ⅞" (65.1 mm) max.
Application:	Bi-fold and Multi-fold up to 6 panels one way

Grant Bi-fold 150 door hardware is available in three purchasing options

● -jamb pivot ○ -carrier

Option I

Complete package: includes track, hardware set, and all screws

Grant Bi-fold 150 2-dr 1-way set Hardware and track

Packing includes:

- 1 track 150E
- 1 hardware set Bi-fold 150



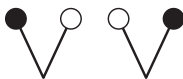
Length	Order no.	PU
4' (1200 mm)	113 524 4	5 sets
5' (1500 mm)	113 524 5	5 sets
6' (1800 mm)	113 524 6	5 sets
8' (2400 mm)	113 524 7	5 sets

For longer track application order hardware set and track separately

Grant Bi-fold 150 4-dr 2-each way set Hardware and track

Packing includes:

- 1 track 150E
- 2 hardware set Bi-fold 150



Length	Order no.	PU
4' (1200 mm)	113 524 8	5 sets
5' (1500 mm)	113 524 9	5 sets
6' (1800 mm)	113 525 0	5 sets
8' (2400 mm)	113 525 1	5 sets

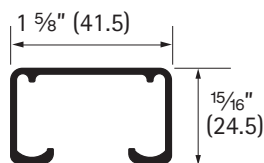
For longer track application order hardware set and track separately

Option II

Track only

Single track 150E

Aluminum extruded, pre-drilled holes



Length	Order no.	PU
4' (1200 mm)	113 443 1	each
5' (1500 mm)	113 443 2	each
6' (1800 mm)	113 443 3	each
8' (2400 mm)	113 443 4	each
10' (3000 mm)	113 443 5	each
12' (3600 mm)	113 443 6	each
16' (4800 mm)	113 443 7	each

Screws not included - recommend #10 Pan Head

Option III

Hardware set only (without track)

Grant Bi-fold 150 Hardware set 2-dr 1-way for two door installation, one way

Hardware set includes:

- 1 pivot plate assembly
- 1 carrier 150E with quick release top plate
- 1 plunger spring assembly
- 1 floor cam assembly
- necessary screws
- installation instructions

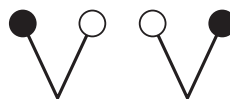


Article	Order no.	PU
Hardware set 2-dr 1-way	113 516 7	10 sets

Grant Bi-fold 150 Hardware set 4-dr 2-each way for four door installation, two door each way

Hardware set includes:

- 2 pivot plate assembly
- 2 carrier 150E with quick release top plate
- 2 plunger spring assembly
- 2 floor cam assembly
- necessary screws
- installation instructions



Article	Order no.	PU
Hardware set 4-dr 2-way	113 525 2	10 sets

Medium Duty Bi-fold Door Set

Grant Bi-fold 150

bi-fold up to 150 lbs/panel (68 kg/panel), multi-fold up to 75 lbs/panel (34 kg/panel)
for door thickness 1" (25.4 mm) to 1 ¾" (44.4 mm), top mount, adjustable

Grant Bi-fold 150 Multi-fold doors:

Up to 6 panels one way

Bi-fold applications up to 150 lbs/panel (68 kg/panel)

Multi-fold applications up to 75 lbs/panel (34 kg/panel)

For each additional set of panels over two add one (1) - Grant carrier 150E w/top plate and one (1) - Bi-fold hinge set

No. of doors	Layout	Load Capacity per panel	Hardware sets less track	Item numbers to order
2		150 lbs (68 kg)	1 - set BF150 2-Dr 1-way	1 - 113 516 7
4		150 lbs (68 kg)	1 - set BF150 4-Dr 2-way	1 - 113 525 2
4		75 lbs (34 kg)	1 - set BF150 2-Dr 1-way 1 - carrier 150E w/ top plate 1 - extra bi-fold hinge set (not incl.)	1 - 113 516 7 1 - 113 516 3 1 - extra bi-fold hinge sets
6		75 lbs (34 kg)	1 - set BF150 2-Dr 1-way 2 - carrier 150E w/ top plate 2 - extra bi-fold hinge set (not incl.)	1 - 113 516 7 2 - 113 516 3 2 - extra bi-fold hinge sets
8		75 lbs (34 kg)	1 - set BF150 4-Dr 2-way 2 - carrier 150E w/ top plate 2 - extra bi-fold hinge set (not incl.)	1 - 113 525 2 2 - 113 516 3 2 - extra bi-fold hinge sets
8		75 lbs (34 kg)	1 - set BF150 4-Dr 2-way 2 - carrier 150E w/ top plate 2 - extra bi-fold hinge set (not incl.)	1 - 113 525 2 2 - 113 516 3 2 - extra bi-fold hinge sets

Grant Carrier 150E with top plate

four ball bearing wheels

steel, spring loaded

quick release top plate

screws included



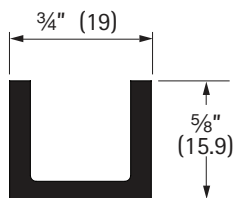
Article	Order no.	PU
Carrier 150E w/top plate	113 516 3	10

Accessory parts (not included in set)

NOTE: The Bi-fold 150 folding door system does not require the assistance of a bottom guide. If a bottom guide is desired the Guide channel 1222 and 1221 adjustable floor guide can be used. Installation measurements must be checked as some extreme adjustments may not work.

Guide channel 1222

Aluminum extruded



Length	Order no.	PU
4' (1200 mm)	050 142	5
5' (1500 mm)	050 143	5
6' (1800 mm)	050 144	5
8' (2400 mm)	050 145	5
10' (3000 mm)	050 146	5
12' (3600 mm)	050 147	5
16' (4800 mm)	050 148	5

Screws not included - recommend #6 Flat Head

Guide roller 1221

Steel, adjustable

Screws included



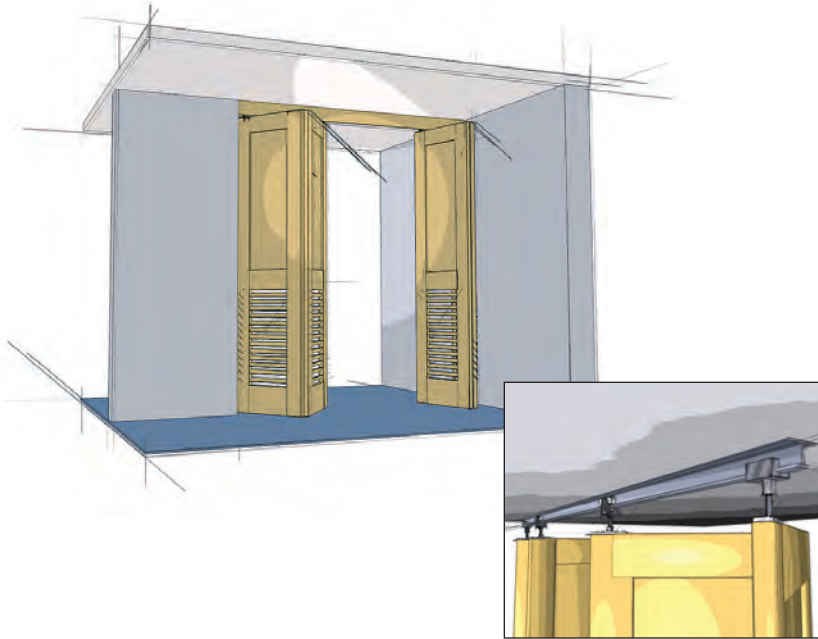
Article	Order no.	PU
Guide roller 1221	050 141	20

Heavy Duty Bi-Fold Door Set

Wing Line Grant 1260

up to 175 lbs/door (80 kg/door)

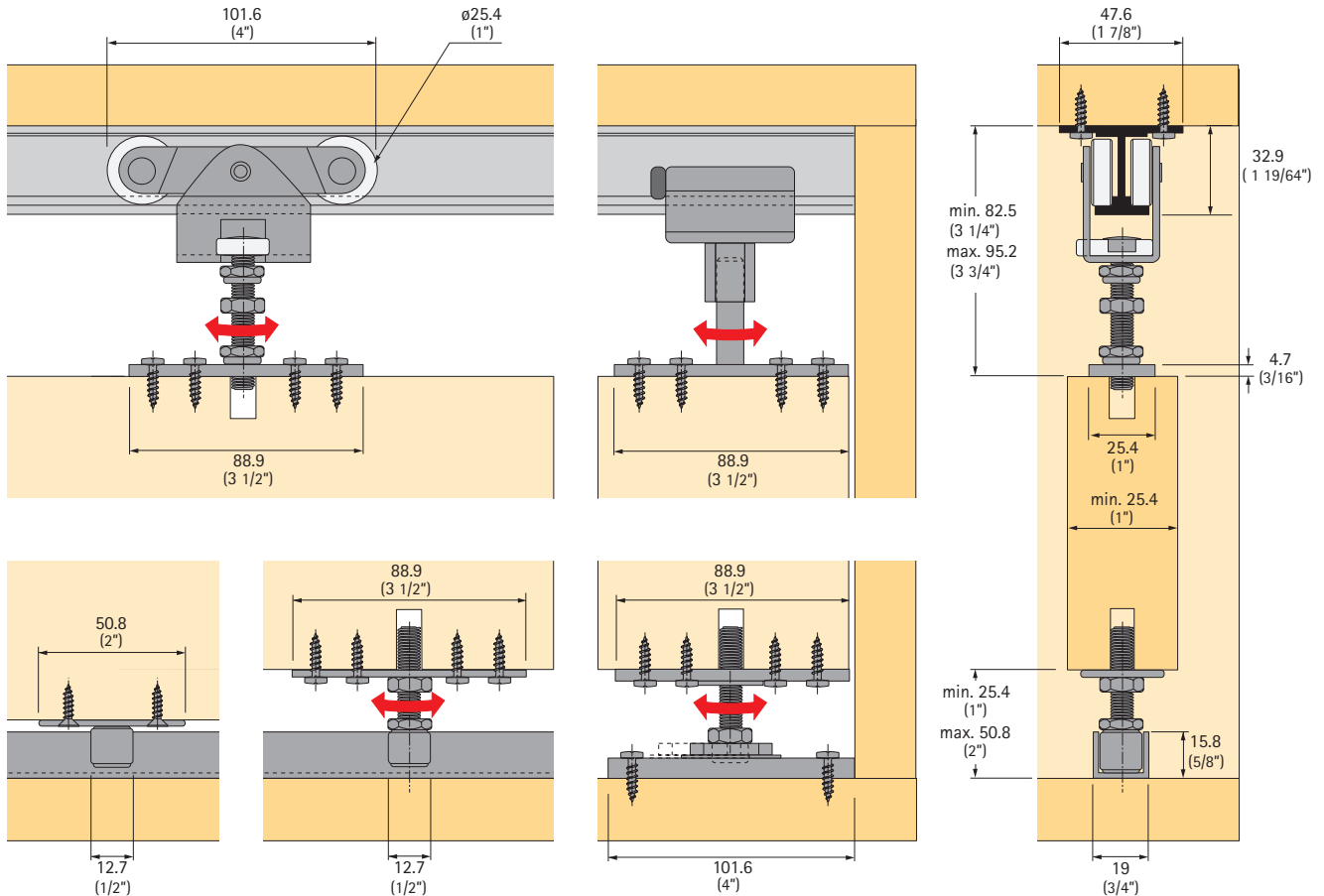
for door thickness 1" (25.4 mm) minimum, top mount, adjustable



Wing Line Grant 1260

A heavy duty, top hung folding door system. The Wing Line Grant 1260 system supports most heavy duty residential and commercial grade bi-fold applications.

- For door panels 1" [25.4 mm] minimum and up
- For doors weighing up to 175 lbs [80 kg] per panel
- 4 wheel carrier with precision ball bearing wheels for quiet, effortless operation.
- Aluminum track up to 16' [4800 mm]
- Pre-drilled track for easy installation
- One-way or bi-parting sets available
- Meets and/or exceeds ANSI/BHMA standards
- Made in USA



Specifications:

Mounting: Top
 Adjustment: ½" (12.7 mm) vertical
 Door thickness: 1" (25.4 mm) min.
 Headroom: 3¼" (82.5 mm) min., 3¾" (95.2 mm) max.
 Application: Bi-fold

Wing Line Grant 1260 door hardware is available in four purchasing options

Option I

Complete package includes: track, hardware set, and all screws

Wing Line Grant 1262 two-door (one way) set
Hardware and track

Packing includes:

1 track 1201
 1 hardware set 1260

Length	Order no.	PU
4' (1200 mm)	113 328 5	10 sets
6' (1800 mm)	113 328 6	10 sets
8' (2400 mm)	113 328 7	10 sets

For longer track application order hardware set and track separately

Wing Line Grant 1264 four-door (two doors each way) set
Hardware and track

Packing includes:

1 track 1201
 2 hardware sets 1260

Length	Order no.	PU
4' (1200 mm)	113 328 8	10 sets
5' (1500 mm)	113 328 9	10 sets
6' (1800 mm)	113 329 0	10 sets
8' (2400 mm)	113 329 1	10 sets
10' (3000 mm)	113 329 2	10 sets
12' (3600 mm)	113 329 3	10 sets
16' (4800 mm)	113 329 4	10 sets

For longer track application order hardware set and track separately

Option II

Track only

Single track 1201

Aluminum extruded, pre-drilled holes



Length	Order no.	PU
4' (1200 mm)	050 121	5
5' (1500 mm)	050 122	5
6' (1800 mm)	050 123	5
8' (2400 mm)	050 124	5
10' (3000 mm)	050 125	5
12' (3600 mm)	050 126	5
16' (4800 mm)	050 127	5

Screws not included - recommend #12 Pan Head

Option III

Hardware set only (without track)

Wing Line Grant 1260 hardware sets

Hardware set 1260
for two door opening

Hardware set includes:

1 ball bearing carrier with pendant bolt and top plate 1205
 1 floor pivot bolt assembly 1223
 1 bottom pivot pin plate 1224
 1 bottom pivot plate assembly 1234
 1 top pivot clamp assembly 1255
 1 top pivot post assembly 1269
 screws

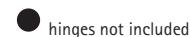


Article	Order no.	PU
Hardware set 1260	113 328 4	1 set

Hardware set 1225**Hardware kit to convert 1230 to folding door**

Hardware set includes:

1 floor pivot bolt assy 1223
 1 bottom pivot pin plate 1224
 1 bottom pivot plate assy 1234
 1 top pivot clamp assy 1255
 1 top pivot plate assy 1269
 screws
 installation instructions 1260



Article	Order no.	PU
Hardware set 1225	050 151	1 set


Option IV

Separate components

Wing Line Grant 1260 components**Carrier 1205**

Steel, four wheels with precision ball bearings, includes pendant bolt and top plate

Screws included



Finish	Order no.	PU
zinc-plated	113 327 1	10

Heavy Duty Bi-Fold Door Set

Wing Line Grant 1260

up to 175 lbs/door (80 kg/door)

for door thickness 1" (25.4 mm) minimum, top mount, adjustable

Top pivot clamp assembly 1255

Aluminum extruded
with rubber bumper



Article	Order no.	PU
Top pivot clamp assembly 1255	050 161	10

Top pivot post assembly 1269

Steel



Finish	Order no.	PU
zinc-plated	050 173	10

Bottom pivot pin plate 1224

Steel



Finish	Order no.	PU
zinc-plated	050 150	10

Floor pivot bolt assembly 1223

Steel



Finish	Order no.	PU
zinc-plated	050 149	10

Bottom pivot plate assembly 1234

Steel

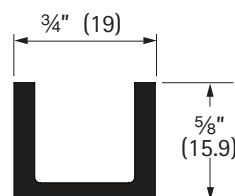


Finish	Order no.	PU
zinc-plated	050 160	10

Optional parts (not included in set)

Guide channel 1222

Aluminum extruded



Length	Order no.	PU
4' (1200 mm)	050 142	5
5' (1500 mm)	050 143	5
6' (1800 mm)	050 144	5
8' (2400 mm)	050 145	5
10' (3000 mm)	050 146	5
12' (3600 mm)	050 147	5
16' (4800 mm)	050 148	5

Screws not included - recommend #6 Flat Head

Guide roller 1211

Steel, non adjustable

Screws included



Article	Order no.	PU
Guide roller 1211	050 138	20

Guide roller 1221

Steel, adjustable

Screws included



Article	Order no.	PU
Guide roller 1221	050 141	20

Light, Medium and Heavy Duty Sheaves and Tracks

up to 50 lbs, 125 lbs, 200 lbs (23 kg, 57 kg, 91 kg)

Sheave and sheave tracks are intended for underneath support of single, bi-parting and by-passing sliding doors.

Sheaves and sheave tracks require less headroom, eliminating top hung hardware, and are less conspicuous than overhead sliding door hardware. The no. 14, no. 18, and no. 20 series cover a wide range of applications.

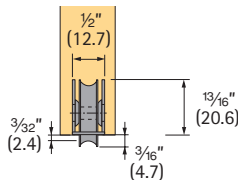
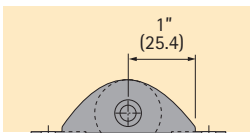
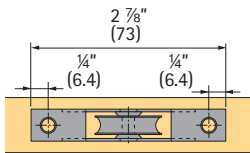
The no. 20 series is recommended for store fixtures, case goods, wardrobe, kitchen cabinets and similar light duty doors. The no. 20 series offers a choice of nylon or metal wheel with self-lubricating oilite bushings for durability, and is abrasion and heat resistant.

The no. 14 and no. 18 series are intended for medium and heavy duty residential and commercial installations. The no. 14 and no. 18 series have a self-lubricating nylon wheel for quiet and easy operation.

- Choice of wheel material
- Metal: long wearing, nick, abrasion and heat resistant
- Self-lubricating bronze oilite bushings on metal wheels; nylon is self lubricating.
- Accurate fitting of sheaves and tracks minimizes jumping.
- All sheaves and tracks are available in rust resistant materials.
- Simple installation to door and floor
- Made in USA

Sheave 20

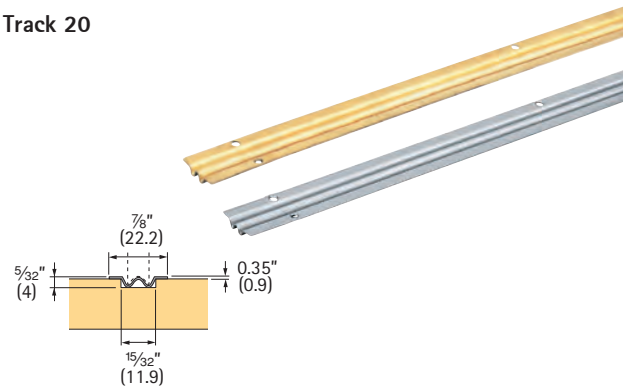
for $\frac{3}{4}$ " [19 mm] min. door thickness
for 50 lbs [23 kg] doors



Finish	Order no.	PU
Wheel - brass, housing - brass	050 452	12
Wheel - nylon, housing - brass	050 453	12
Wheel - nylon, housing - steel	050 454	12
Wheel - brass, housing - steel	050 455	12

Screws included

Track 20



Article	Finish	Order no.	PU
6' (1800 mm)	brass	050 433	5
8' (2400 mm)	brass	050 434	5
10' (3000 mm)	brass	050 435	5
12' (3600 mm)	brass	050 436	5
10' (3000 mm)	stainless steel	050 440	5
12' (3600 mm)	stainless steel	050 441	5
6' (1800 mm)	aluminum	050 443	5

Screws not included - recommend #2 Flat Head, pre-drilled holes

Continuous floor guide 2014



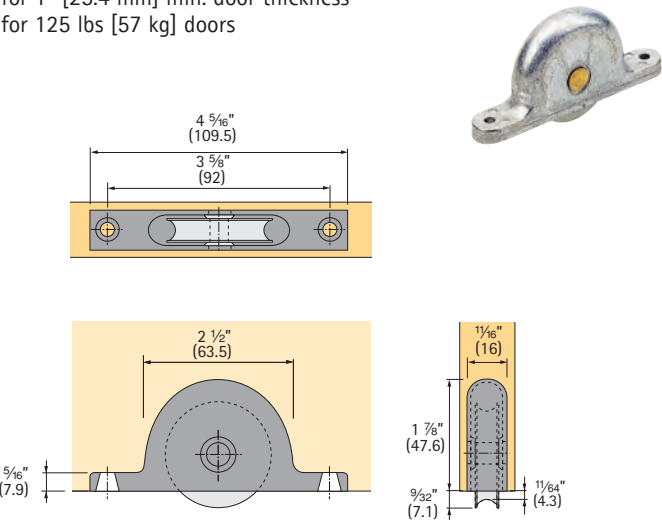
Length	Order no.	PU
6' (1800 mm)	050 448	5
8' (2400 mm)	050 449	5
10' (3000 mm)	050 450	5
12' (3600 mm)	050 451	5

Screws not included - recommend #6 Flat Head, pre-drilled holes

Light, Medium and Heavy Duty
Sheaves and Tracks
up to 50 lbs, 125 lbs, 200 lbs (23 kg, 57 kg, 91 kg)

Sheave 18

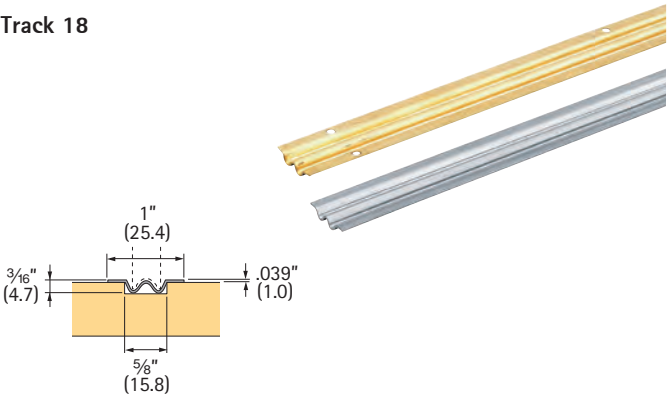
for 1" [25.4 mm] min. door thickness
for 125 lbs [57 kg] doors



Article	Order no.	PU
Wheel - nylon, housing - zamac	113 552 5	12

Screws included

Track 18

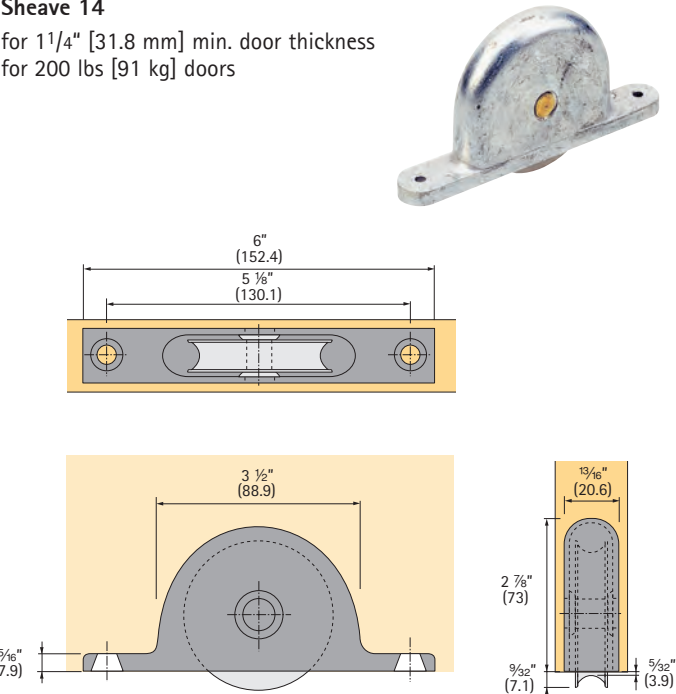


Article	Finish	Order no.	PU
6' (1800 mm)	brass	050 424	5
8' (2400 mm)	brass	050 425	5
12' (3600 mm)	brass	050 427	5
6' (1800 mm)	stainless steel	050 428	5
8' (2400 mm)	stainless steel	050 429	5
10' (3000 mm)	stainless steel	050 430	5
12' (3600 mm)	stainless steel	050 431	5

Screws not included - recommend #2 Flat Head, pre-drilled holes

Sheave 14

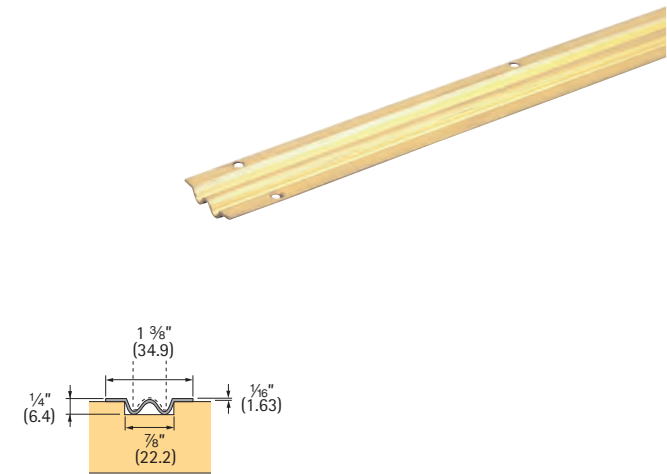
for 1 1/4" [31.8 mm] min. door thickness
for 200 lbs [91 kg] doors



Article	Order no.	PU
Wheel - nylon, housing - zamac	113 552 6	12

Screws included

Track 14



Length	Finish	Order no.	PU
6' (1800 mm)	bronze	050 175	5
8' (2400 mm)	bronze	050 176	5
10' (3000 mm)	bronze	050 177	5
12' (3600 mm)	bronze	050 178	5

Screws not included - recommend #4 Flat Head, pre-drilled holes

Floor Guides

Floor guide 110

Nylon, sold in pairs
Screws included



Finish	Order no.	PU
N/A	050 101	50 sets

Floor guide 7015

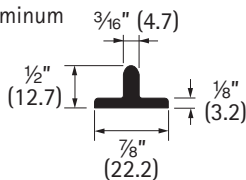
Zinc diecast
Dimensions:
3" x 7/8" x 3/4" (76.2 x 22.2 x 19 mm)
Screws included



Finish	Order no.	PU
Zinc diecast	050 562	50

Continuous floor guide 2014

Aluminum

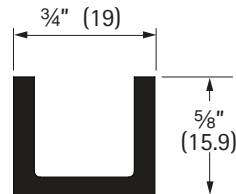


Length	Order no.	PU
6' (1800 mm)	050 448	5
8' (2400 mm)	050 449	5
10' (3000 mm)	050 450	5
12' (3600 mm)	050 451	5

Screws not included – recommend #6 Flat Head, pre-drilled holes

Guide channel 1222

Aluminum extruded



Length	Order no.	PU
4' (1200 mm)	050 142	5
5' (1500 mm)	050 143	5
6' (1800 mm)	050 144	5
8' (2400 mm)	050 145	5
10' (3000 mm)	050 146	5
12' (3600 mm)	050 147	5
16' (4800 mm)	050 148	5

Guide roller 1211

Steel, non adjustable
Screws included



Article	Order no.	PU
Guide roller 1211	050 138	20

Guide roller 1221

Steel, adjustable
Screws included



Article	Order no.	PU
Guide roller 1221	050 141	20

Floor Guides

Floor guide 114

Nylon,
Adjustable for $\frac{3}{4}$ " to $1\frac{3}{8}$ " doors
Screws included



Finish	Order no.	PU
N/A	050 102	50

Floor guide 116

Steel, Nylon
Screws included



Finish	Order no.	PU
zinc-plated	050 103	50

Floor guide 117

Steel, Nylon
Screws included



Finish	Order no.	PU
zinc-plated	050 104	50

Floor guide 118

Steel, Nylon
Screws included



Finish	Order no.	PU
zinc-plated	050 105	50

Floor guide 119

Steel, Nylon
Screws included



Finish	Order no.	PU
zinc-plated	050 106	50

Parts and Accessories

6000 Series

Single track 6003

for single doors installations $\frac{3}{4}$ " (19 mm) thickness.
Mounting holes approx. 2" (50 mm) from each end
and on approx. 13" (330 mm) between centers.

Dimensions:
 $1\frac{1}{8}$ " w x $\frac{15}{16}$ " h (28.6 x 23.8 mm)

Material:
extruded aluminum
pre-drilled holes



Length	Order no.	PU
6' (1800 mm)	050 461	5
8' (2400 mm)	050 462	5
12' (3600 mm)	050 464	5

Screws not included - recommend #8 Pan Head

Double track 6004

for by passing doors $\frac{3}{4}$ " or $\frac{13}{8}$ " (19 or 35 mm) thick.
Mounting holes approx. 2" (50 mm) from each end
and on approx. 13" (330 mm) between centers.

Dimensions:
 $1\frac{3}{4}$ " w x $\frac{15}{16}$ " h (44.4 x 23.8 mm)

Material:
extruded aluminum
pre-drilled holes



Length	Order no.	PU
4' (1200 mm)	050 466	5
6' (1800 mm)	050 468	5
8' (2400 mm)	050 469	5
10' (3000 mm)	050 470	5
12' (3600 mm)	050 471	5
16' (4800 mm)	050 472	5

Screws not included - recommend #8 Pan Head

Double track with fascia 6005

for by passing doors $\frac{3}{4}$ " (19 mm) thick.
Mounting holes approx. 2" (50 mm) from each end
and on approx. 13" (330 mm) between centers.

Dimensions:
 $1\frac{7}{8}$ " x $1\frac{1}{2}$ " fascia (47.6 x 38.1 mm)

Material:
extruded aluminum
anodized finish
pre-drilled holes



Length	Order no.	PU
8' (2400 mm)	050 475	5
12' (3600 mm)	050 477	5

Screws not included - recommend #8 Pan Head

Carrier 6320

Single wheel, adjustable,
side mount, $\frac{3}{16}$ " offset

Dimensions:
 $2\frac{13}{16}$ " x $2\frac{1}{4}$ " x $1\frac{13}{16}$ "
(71 x 57 x 46 mm)

Material:
apron - electro zinc plated cold rolled steel
wheel - ball bearing
stud - electro zinc plated cold rolled steel

Screws included



Article	Order no.	PU
Carrier 6320	113 333 3	50

Carrier 6330

Single wheel, adjustable,
side mount, $\frac{1}{2}$ " offset

Dimensions:
 $2\frac{13}{16}$ " x $2\frac{1}{4}$ " x $1\frac{13}{16}$ "
(71 x 57 x 46 mm)

Material:
apron - electro zinc plated cold rolled steel
wheel - ball bearing
stud - electro zinc plated cold rolled steel

Screws included



Article	Order no.	PU
Carrier 6330	113 333 4	50

Carrier 6350

Double wheel, adjustable,
side mount, $\frac{3}{16}$ " offset

Dimensions:
 $2\frac{13}{16}$ " x 3" x $\frac{3}{16}$ "
(71.4 x 76.2 x 4.8 mm)

Material:
mount, apron and arm -
electro zinc plated cold rolled steel
wheels - ball bearing
studs - electro zinc plated cold rolled steel

Screws included



Article	Order no.	PU
Carrier 6350	113 333 6	50

Parts and Accessories

6000 Series

Carrier 6360

Double wheel, adjustable, side mount, 1/2" offset

Dimensions:
2¹³/₁₆" x 3" x 1/2"
(71.4 x 76.2 x 12 mm)

Material:
mount, apron and arm -
electro zinc plated cold rolled steel
wheels - ball bearing
studs - electro zinc plated cold rolled steel

Screws included



Article	Order no.	PU
Carrier 6360	113 333 7	50

Floor guide 110

For single door installation.

Sold in pairs

Dimensions:
1³/₄" x 3/4" (44.5 x 19 mm)

Material: nylon

Screws included



Article	Order no.	PU
Floor guide 110	050 101	50 sets

Floor guide 114

For by-passing installation.
Adjustable for 3/4" to 1³/₈"
(19 to 35 mm) doors

Dimensions:
3" x 1¹/₈" (76.2 x 28.6 mm)

Material: nylon

Screws included



Article	Order no.	PU
Floor guide 114	050 102	50

Floor guide 116

For by-passing installation.
Non-adjustable for 3/4" (19 mm) doors

Dimensions:
2⁵/₈" x 2¹/₈" x 3/4" (66.7 x 54 x 19 mm)

Material: 16 ga. steel
with nylon covered steel uprights

Screws included



Article	Order no.	PU
Floor guide 116	050 103	50

Floor guide 7015

Surface mounted "T".

Dimensions:
3" x 7/8" x 3/4" (76.2 x 22.2 x 19 mm)

Material: zinc diecast

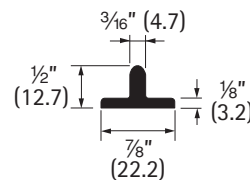
Screws included



Article	Order no.	PU
Floor guide 7015	050 562	50

Continuous floor guide 2014

Aluminum, pre-drilled holes



Length	Order no.	PU
6' (1800 mm)	050 448	5
8' (2400 mm)	050 449	5
10' (3000 mm)	050 450	5
12' (3600 mm)	050 451	5

Screws not included - recommend #6 Flat Head

Angle stop 1018

For by-passing doors.

Attaches to rear of front door, assuring
accessibility of rear door flush pull. 2 stops
required per door.

Dimensions:
1¹/₈" x 1⁷/₃₂" x 3/4" (28.6 x 31 x 19 mm)

Material:
0.093" thick electro zinc plated cold rolled steel with rubber bumper

Screws included



Article	Order no.	PU
Angle stop 1018	050 120	5

Guide roller 1211

Used with no. 1222 guide channel. Attaches to bottom of door and runs within guide channel. Door mortising not required.

Dimensions:

plate - 2" x 3/4" x 3/32" (50 x 19 x 2 mm)

roller - 17/32" x 1/2" (13 x 12.7 mm) dia.

Material:

electro zinc plated cold rolled steel

Screws included



Article	Order no.	PU
Guide roller 1211	050 138	20

Guide roller 1221 (adjustable)

Used with recessed no. 1222 guide channel. Attached to bottom of lead doors and runs in guide channel.

Dimensions:

plate - 3/4" (width) x 3 1/2" x 3/32" (thick)
19 mm (width) x 88.9 mm x 2.4 (thick) mm

post - 2 1/2" x 5/16" (diameter)

63.5 mm x 7.9 mm (diameter)

guide roller - 13/32" (height) x 1/2" (diameter)

10.3 mm (height) x 12.7 mm (diameter)

Material:

plate and post - electro zinc plated cold rolled steel



Screws included

Article	Order no.	PU
Guide roller 1221	050 141	20

Continuous guide channel 1222

Used with no. 1211 or 1221 guide roller. Mortised into floor or surface mounted.

Dimensions:

3/4" w x 5/8" h (19 x 15.9 mm)

Material:

0.093" thick extruded aluminum



Length	Order no.	PU
4' (1200 mm)	050 142	5
5' (1500 mm)	050 143	5
6' (1800 mm)	050 144	5
8' (2400 mm)	050 145	5
10' (3000 mm)	050 146	5
12' (3600 mm)	050 147	5
16' (4800 mm)	050 148	5

Screws not included - recommend #6 Flat Head

Single track 7001

Single I-beam track with wide top flange. For single and bi-parting installations or by-passing installations for doors greater than 1 3/4" (44.5 mm) thick.

Mounting holes approx. every 11" (279 mm) on center.

Dimensions:


1 9/16" w x 15/16" (39.7 x 23.8 mm)

Material:

0.085" thick

extruded aluminum

pre-drilled holes



Length	Order no.	PU
4' (1200 mm)	050 519	5
5' (1500 mm)	050 520	5
6' (1800 mm)	050 521	5
8' (2400 mm)	050 522	5
10' (3000 mm)	050 523	5
12' (3600 mm)	050 524	5
16' (4800 mm)	050 525	5

Screws not included - recommend #8 Pan Head

Double track 7002

Double I-beam track. For by-passing doors 3/4" (19 mm) or 1 1/8" (28.6 mm) thick.

Mounting holes approx. every 11" (279 mm) on center.

Dimensions:

1 3/32" x 15/16" (27.8 x 23.8 mm)

Material:

0.085" thick

extruded aluminum

pre-drilled holes



Length	Order no.	PU
4' (1200 mm)	050 526	5
5' (1500 mm)	050 527	5
6' (1800 mm)	050 528	5
8' (2400 mm)	050 529	5
10' (3000 mm)	050 530	5
12' (3600 mm)	050 531	5
16' (4800 mm)	050 532	5

Screws not included - recommend #8 Pan Head

Parts and Accessories

7000 Series

Double track 7003

Double I-beam track. For by-passing doors $1\frac{3}{8}$ " (34.9 mm) or $1\frac{3}{4}$ " (44.4 mm) thick.

Mounting holes approx. every 11" (279 mm) on center.

Dimensions:

$1\frac{23}{32}$ " w x $\frac{15}{16}$ " (43.7 x 23.8 mm)

Material:

0.085" thick
extruded aluminum
pre-drilled holes



Length	Order no.	PU
4' (1200 mm)	050 533	5
5' (1500 mm)	050 534	5
6' (1800 mm)	050 535	5
8' (2400 mm)	050 536	5
10' (3000 mm)	050 537	5
12' (3600 mm)	050 538	5
16' (4800 mm)	050 539	5

Screws not included – recommend #8 Pan Head

Double track with fascia 7004

Double I-beam track with fascia. For by-passing doors $\frac{3}{4}$ " (19 mm) thick.

Mounting holes approx. every 11" (279 mm) on center.

Dimensions:

$1\frac{23}{32}$ " w x $\frac{15}{16}$ " h x $2\frac{3}{8}$ " (fascia)
(43.7 x 23.8 x 60.3 mm)

Material:

0.085" thick
extruded aluminum
anodized finish
pre-drilled holes



Length	Order no.	PU
4' (1200 mm)	050 540	5
5' (1500 mm)	050 541	5
6' (1800 mm)	050 542	5
8' (2400 mm)	050 543	5
10' (3000 mm)	050 544	5
12' (3600 mm)	050 545	5
16' (4800 mm)	050 546	5

Screws not included – recommend #8 Pan Head

Double track with fascia 7005

Double I-beam track with fascia. For by-passing doors $1\frac{3}{8}$ " (34.9 mm) thick.

Mounting holes approx. every 11" (279 mm) on center.

Dimensions:

$2\frac{7}{16}$ " w x $\frac{15}{16}$ " h x $2\frac{3}{8}$ " (fascia)
(61.9 x 23.8 x 60.3 mm)

Material:

0.085" thick
extruded aluminum
anodized finish
pre-drilled holes



Length	Order no.	PU
5' (1500 mm)	050 548	5
6' (1800 mm)	050 549	5
8' (2400 mm)	050 550	5
10' (3000 mm)	050 551	5
12' (3600 mm)	050 552	5
16' (4800 mm)	050 553	5

Screws not included – recommend #8 Pan Head

Double track with fascia 7007

Double I-beam track with fascia. For by-passing doors $1\frac{3}{4}$ " (44.4 mm) thick.

Mounting holes approx. every 11" (279 mm) on center.

Dimensions:

$3\frac{11}{32}$ " w x $\frac{15}{16}$ " h x $2\frac{3}{8}$ " (fascia)
(84.9 x 23.8 x 60.3 mm)

Material:

0.085" thick
extruded aluminum
anodized finish
pre-drilled holes



Length	Order no.	PU
5' (1500 mm)	050 555	5
6' (1800 mm)	050 556	5
8' (2400 mm)	050 557	5
10' (3000 mm)	050 558	5
12' (3600 mm)	050 559	5
16' (4800 mm)	050 560	5

Screws not included – recommend #8 Pan Head

Parts and Accessories

7000 Series

Carrier 7000 nylon wheel (100 lbs)

For all installations.

Dimensions:
3" x 1³/₁₆" x 2⁷/₃₂"
(76.2 x 30.2 x 21.4 mm)

Material:
0.078" thick electro zinc plated cold rolled steel
with free rolling nylon wheels



Article	Order no.	PU
Carrier 7000 nylon	113 333 8	100

Carrier 7000 ball bearing (150 lbs)

with precision ball bearing wheels

Dimensions:
3" x 1³/₁₆" x 2⁷/₃₂"
(76.2 x 30.2 x 21.4 mm)

Material:
0.078" thick electro zinc plated cold rolled steel
with free rolling ball bearing wheels



Article	Order no.	PU
Carrier 7000 ball bearing	113 333 9	100

Top plate 7111

Non-adjustable. Used in 71-111 hardware sets.

Dimensions:
2⁷/₃₂" high x 3³/₄" x 3¹/₂"
(21.4 x 19 x 88.9 mm)

Material:
0.093" thick electro zinc plated cold rolled steel

Screws included



Article	Order no.	PU
Top plate 7111	050 564	50

Top plate 7222

Adjustable. Used in 71-222, 72-222
and 72-223 hardware sets.

Dimensions:
1³/₄" high x 3³/₄" x 3⁹/₁₆"
(44 x 19 x 90.5 mm)

Material:
0.093" (plate) thick electro zinc plated
cold rolled steel

Screws included



Article	Order no.	PU
Top plate 7222	050 566	50

Apron 7034

Adjustable.

Used in 71-034, 72-034,
72-118 and 72-134 hardware sets.

Dimensions:
2⁵⁷/₆₄" high x 1¹/₂" x 3³/₄" offset
(73.4 x 38.1 x 19 mm)

Material:
0.078" thick electro zinc plated cold rolled steel
Screws included



Article	Order no.	PU
Apron 7034	050 563	100

Adjustable.

Used in 71-138, 72-138,
72-118 and 72-134 hardware sets.

Dimensions:
2⁵⁷/₆₄" high x 1¹/₂" x 1¹/₈" offset
(73.4 x 38.1 x 28.6 mm)

Material:
0.078" thick electro zinc plated
cold rolled steel

Screws included



Article	Order no.	PU
Apron 7138	050 565	100

Floor guide 110

For single door installation.

Dimensions:
1³/₄" x 3³/₄" (44.4 x 19 mm)

Material: nylon

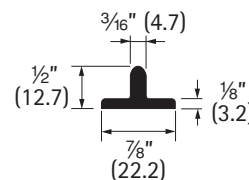
Screws included



Article	Order no.	PU
Floor guide 110	050 101	50 pair

Continuous floor guide 2014

Aluminum, pre-drilled holes



Length	Order no.	PU
6' (1800 mm)	050 448	5
8' (2400 mm)	050 449	5
10' (3000 mm)	050 450	5
12' (3600 mm)	050 451	5

Screws not included - recommend #6 Flat Head

Parts and Accessories

7000 Series

Guide roller 1211

Used with no. 1222 guide channel. Attaches to bottom of door and runs within guide channel. Door mortising not required.

Dimensions:

plate - 2" x 3/4" x 3/32" (50 x 19 x 2 mm)

roller - 17/32" x 1/2" (13 x 12.7 mm) dia.

Material:

electro zinc plated cold rolled steel

Screws included



Article	Order no.	PU
Guide roller 1211	050 138	20

Guide roller 1221 (adjustable)

Used with recessed no. 1222 guide channel. Attached to bottom of lead doors and runs in guide channel.

Dimensions:

plate - 3/4" (width) x 3 1/2" x 3/32" (thick)

19 mm (width) x 88.9 mm x 2.4 (thick) mm

post - 2 1/2" x 5/16" (diameter)

63.5 mm x 7.9 mm (diameter)

guide roller - 13/32" (height) x 1/2" (diameter)

10.3 mm (height) x 12.7 mm (diameter)

Material: electro zinc plated cold rolled steel

Screws included



Article	Order no.	PU
Guide roller 1221	050 141	20

Continuous guide channel 1222

Used with no. 1211 guide roller.

Mortised into floor or surface mounted.

Dimensions:

3/4" x 5/8" (19 x 15.9 mm)

Material:

0.093 thick extruded aluminum



Length	Order no.	PU
4' (1200 mm)	050 142	5
5' (1500 mm)	050 143	5
6' (1800 mm)	050 144	5
8' (2400 mm)	050 145	5
10' (3000 mm)	050 146	5
12' (3600 mm)	050 147	5
16' (4800 mm)	050 148	5

Screws not included - recommend #6 Flat Head

Angle stop 1018

For by-passing doors. Attaches to rear of front door, assuring accessibility of rear door flush pull.

Dimensions:

1 1/8" x 1 7/32" x 3/4" (28.6 x 31 x 19 mm)

Material:

0.093 thick electro zinc plated cold rolled steel with rubber bumper

Screws included



Article	Order no.	PU
Angle stop 1018	050 120	5

Bumper stop 7014

Track mounted.

For any sliding door application where a stop is desired.

Dimensions:

7/8" x 1 3/16" x 1 19/32" (22.2 x 30.2 x 40.5 mm)

Material:

angle - electro zinc plated cold rolled steel

housing - aluminium, bumper - rubber

Screws included



Article	Order no.	PU
Bumper stop 7014	050 561	20

7000 Hardware Set Screwpack

Versatile pack of screws that will work with all 7000 Single Door Hardware sets. Includes screws for top and side mount options. For By-passing doors use two Screwpacks.

32 Screws in a polybag:

- 16 pcs, #8 x 1 1/4" Panhead screws
- 8 pcs, #8 x 3/4" Flathead screws
- 8 pcs, #8 x 1 1/4" Flathead screws

Article	Order no.	PU
7000 Screwpack Hrdw Set	113 433 6	10

7000 Track Screwpack

Versatile pack of screws that will work with all 7000 Tracks up to a 16' (4800 mm) length.

34 Screws in a polybag:

- 34 pcs, #8 x 1 1/4" Flathead screw

Article	Order no.	PU
7000 Screwpack Track	113 433 7	10

7000 Wrench Bulk Pack

Bulk pack of wrenches for the 7000 series.

10 bulk wrenches in a polybag, zinc plated

Article	Order no.	PU
7000 Wrenches Bulk	113 433 8	10

Parts and Accessories

1200 Sliding Series

Single track 1201

Aluminum extruded, pre-drilled holes



Length	Order no.	PU
4' (1200 mm)	050 121	5
5' (1500 mm)	050 122	5
6' (1800 mm)	050 123	5
8' (2400 mm)	050 124	5
10' (3000 mm)	050 125	5
12' (3600 mm)	050 126	5
16' (4800 mm)	050 127	5

Screws not included - recommend #12 Pan Head

Top Line Grant 1210 components

Carrier 1202

Steel, two wheels, precision bearings, with pendant and top plate

Screws included



Finish	Order no.	PU
zinc-plated	113 327 0	20

Top Line Grant 1230 components

Carrier 1205

Steel, four wheels, precision bearings, with pendant bolt and top plate

Screws included



Finish	Order no.	PU
zinc-plated	113 327 1	10

Bumper stop 1212

Aluminum, with rubber bumper



Article	Order no.	PU
Bumper stop	050 139	1

Bumper stop 1213

Aluminum, with rubber bumper



Article	Order no.	PU
Bumper stop	050 140	1

Floor guide 7015

Zinc diecast

Dimensions:

3" x 7/8" x 3/4" (76.2 x 22.2 x 19 mm)

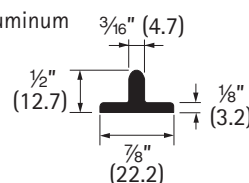
Screws included



Finish	Order no.	PU
N/A	050 562	50

Continuous floor guide 2014

Aluminum



Length	Order no.	PU
6' (1800 mm)	050 448	5
8' (2400 mm)	050 449	5
10' (3000 mm)	050 450	5
12' (3600 mm)	050 451	5

Screws not included - recommend #6 Flat Head, pre-drilled holes

Parts and Accessories

1200 Folding Series

Single track 1201

Single I-beam type for folding doors, 2 door one way or 4 door bi-parting.
 Dimensions: 17/8" (wide) x 1¹⁹/₆₄" (height)
 Material: 0.125" extruded aluminum



Length	Order no.	PU
4' (1200 mm)	050 121	5
5' (1500 mm)	050 122	5
6' (1800 mm)	050 123	5
8' (2400 mm)	050 124	5
10' (3000 mm)	050 125	5
12' (3600 mm)	050 126	5
16' (4800 mm)	050 127	5

Screws not included - recommend #12 Pan Head, pre-drilled holes

Carrier set 1205


for all 1260 installations.

Dimensions:
 carrier housing 1¹³/₁₄" (height) x 2" x 1¹/₈"
 pendant bolt 2⁵/₁₆" (length) x 3/8" (diameter)
 top plate 1" (width) x 3¹/₂" x 3/16" (thick)

Material:

carrier housing, pendant bolt, top plate -
 electro zinc plated cold rolled steel
 rollers - four, precision ball bearings,
 with nylon outer race

Screws included



Article	Order no.	PU
Carrier 1205	113 327 1	10

Top pivot clamp assembly 1255

Clamped to track close to jamb.

Dimensions:
 1³/₈" (width) x 1¹⁵/₁₆" (over bumpers)
 x 2" (over bushings)

Material:

clamp - extruded aluminum, bushing - brass, bumper - rubber



Article	Order no.	PU
Top pivot clamp assembly 1255	050 161	10

Top pivot post assembly 1269

Mount to top of door (jamb side).
 Inserts into no. 1255 top pivot clamp bushing.

Dimensions:
 1" (width) x 3¹/₂" x 1⁷/₁₆"
 bushing - 1⁷/₃₂" (height)
 (over 3/8" diameter pin)

Material: electro zinc plated cold rolled steel



Article	Order no.	PU
Top pivot clamp assembly 1269	050 173	10

Bottom pivot pin plate 1224

Attaches to bottom of door next to jamb and receives no. 1223 floor pivot bolt assembly.

Dimensions:
 plate - 1" (width) x 3¹/₂" x 3/14"
 bushing - 1⁷/₃₂" (height)

Material:

electro zinc plated cold rolled steel



Article	Order no.	PU
Bottom pivot pin plate 1224	050 150	10

Floor pivot bolt assembly 1223

Screws into bottom pivot pin plate.

Dimensions:
 3/8" (diameter) x 2⁵/₁₆"

Material:

electro zinc plated cold rolled steel



Article	Order no.	PU
Continuous guide channel 1223	050 149	10

Bottom pivot plate assembly 1234

Floor pivot bolt head mounted to the bottom of the door (jamb side) . No. 1223 engages the bushing in the bottom pivot plate assembly.

Dimensions:
 1¹/₂" (width) x 4" x 1/2"
 (height over bushing)

Material:

plate - electro zinc plated cold rolled steel
 bushing - brass



Article	Order no.	PU
Bottom pivot plate assembly 1234	050 160	10

Parts and Accessories 1200 Folding Series

Guide roller 1211

Used with no. 1222 guide channel. Attaches to bottom of door and runs within guide channel. Door mortising not required.

Dimensions:

plate - 2" x 3/4" x 3/32" (50 x 19 x 2 mm)

roller - 17/32" x 1/2" (13 x 12.7 mm) dia.

Material:

electro zinc plated cold rolled steel

Screws included



Article	Order no.	PU
Guide roller 1211	050 138	20

Guide roller 1221 (adjustable)

Used with recessed no. 1222 guide channel. Attached to bottom of lead doors and runs in guide channel.

Dimensions:

plate - 3/4" (width) x 3 1/2" x 3/32" (thick)

19 mm (width) x 88.9 mm x 2.4 (thick) mm

post - 2 1/2" x 5/16" (diameter)

63.5 mm x 7.9 mm (diameter)

guide roller - 13/32" (height) x 1/2" (diameter)

10.3 mm (height) x 12.7 mm (diameter)

Material:

electro zinc plated cold rolled steel

Screws included



Article	Order no.	PU
Guide roller 1221	050 141	20

Continuous guide channel 1222

Used with no. 1211 guide roller.

Mortised into floor or surface mounted.

Dimensions:

5/8" x 3/4" (16 x 19 mm)

Material:

0.093 thick extruded aluminum



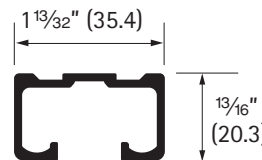
Length	Order no.	PU
4' (1200 mm)	050 142	5
5' (1500 mm)	050 143	5
6' (1800 mm)	050 144	5
8' (2400 mm)	050 145	5
10' (3000 mm)	050 146	5
12' (3600 mm)	050 147	5
16' (4800 mm)	050 148	5

Screws not included - recommend #6 Flat Head

Parts and Accessories BF25 Folding Series

Single track 50E

Aluminum extruded, pre-drilled holes



Length	Order no.	PU
3' (900 mm)	113 440 6	each
4' (1200 mm)	113 439 9	each
5' (1500 mm)	113 440 0	each
6' (1800 mm)	113 440 1	each
8' (2400 mm)	113 440 2	each
10' (3000 mm)	113 440 3	each
12' (3600 mm)	113 440 4	each
16' (4800 mm)	113 440 5	each

Screws not included - recommend #10 Flat Head

BF25/BF50 Pivot plate assembly

Sold in BF25/BF50 Hardware sets only.

Available separately as replacement part.



Article	Order no.	PU
Pivot Plate Assembly	113 432 5	1

BF25/BF50 Plunger spring assembly

Sold in BF25/BF50 Hardware sets only.

Available separately as replacement part.



Article	Order no.	PU
Plunger spring assembly	113 432 4	1

BF25/BF50 Floor cam assembly

Sold in BF25/BF50 Hardware sets only.

Available separately as replacement part.



Article	Order no.	PU
Floor cam assembly	113 432 3	1

Parts and Accessories BF25 Folding Series

Parts and Accessories BF50 Folding Series

Bi-fold Hinge Set

Contains: Three (3) 2646 Hinges Screws included
Steel, zinc plated, mortised



Article	Order no.	PU
Bi-fold Hinge Set	113 440 7	10

Guide roller 1221 (adjustable)

Used with recessed no. 1222 guide channel.
Attached to bottom of lead doors
and runs in guide channel.

Dimensions:
plate - $\frac{3}{4}$ " (width) x $3\frac{1}{2}$ " x $\frac{3}{32}$ " (thick)
19 mm (width) x 88.9 mm x 2.4 (thick) mm
post - $2\frac{1}{2}$ " x $\frac{5}{16}$ " (diameter)
63.5 mm x 7.9 mm (diameter)
guide roller - $\frac{13}{32}$ " (height) x $\frac{1}{2}$ " (diameter)
10.3 mm (height) x 12.7 mm (diameter)

Material:
electro zinc plated cold rolled steel
Screws included



Article	Order no.	PU
Guide roller 1221	050 141	20

Continuous guide channel 1222

Used with no. 1211 guide roller.
Mortised into floor or surface mounted.

Dimensions:
 $\frac{5}{8}$ " x $\frac{3}{4}$ " (16 x 19 mm)

Material:
0.093 thick extruded aluminum

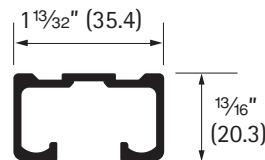


Length	Order no.	PU
4' (1200 mm)	050 142	5
5' (1500 mm)	050 143	5
6' (1800 mm)	050 144	5
8' (2400 mm)	050 145	5
10' (3000 mm)	050 146	5
12' (3600 mm)	050 147	5
16' (4800 mm)	050 148	5

Screws not included - recommend #6 Flat Head

Single track 50E

Aluminum extruded, pre-drilled holes



Length	Order no.	PU
3' (900 mm)	113 440 6	each
4' (1200 mm)	113 439 9	each
5' (1500 mm)	113 440 0	each
6' (1800 mm)	113 440 1	each
8' (2400 mm)	113 440 2	each
10' (3000 mm)	113 440 3	each
12' (3600 mm)	113 440 4	each
16' (4800 mm)	113 440 5	each

Screws not included - recommend #10 Flat Head

BF25/BF50 Pivot plate assembly

Sold in BF25/BF50 Hardware sets only.
Available separately as replacement part.



Article	Order no.	PU
Pivot Plate Assembly	113 432 5	1

BF25/BF50 Plunger spring assembly

Sold in BF25/BF50 Hardware sets only.
Available separately as replacement part.



Article	Order no.	PU
Plunger spring assembly	113 432 4	1

Grant Carrier 50E with top plate

four ball bearing wheels
quick release top plate
screws included



Article	Order no.	PU
Carrier 50E w/top plate	113 432 2	10

Parts and Accessories

BF50 Folding Series

Bi-fold Hinge Set

Contains: Three (3) 2646 Hinges Screws included
Steel, zinc plated, mortised



Article	Order no.	PU
Bi-fold Hinge Set	113 440 7	10

BF25/BF50 Floor cam assembly

Sold in BF25/BF50 Hardware sets only.
Available separately as replacement part.



Article	Order no.	PU
Floor cam assembly	113 432 4	1

Guide roller 1221 (adjustable)

Used with recessed no. 1222 guide channel.
Attached to bottom of lead doors
and runs in guide channel.

Dimensions:

plate - $\frac{3}{4}$ " (width) x $3\frac{1}{2}$ " x $\frac{3}{32}$ " (thick)
19 mm (width) x 88.9 mm x 2.4 (thick) mm

post - $2\frac{1}{2}$ " x $\frac{5}{16}$ " (diameter)

63.5 mm x 7.9 mm (diameter)

guide roller - $\frac{13}{32}$ " (height) x $\frac{1}{2}$ " (diameter)

10.3 mm (height) x 12.7 mm (diameter)

Material:

electro zinc plated cold rolled steel

Screws included



Article	Order no.	PU
Guide roller 1221	050 141	20

Continuous guide channel 1222

Used with no. 1211 guide roller.

Mortised into floor or surface mounted.

Dimensions:

$\frac{5}{8}$ " x $\frac{3}{4}$ " (16 x 19 mm)

Material:

0.093 thick extruded aluminum



Length	Order no.	PU
4' (1200 mm)	050 142	5
5' (1500 mm)	050 143	5
6' (1800 mm)	050 144	5
8' (2400 mm)	050 145	5
10' (3000 mm)	050 146	5
12' (3600 mm)	050 147	5
16' (4800 mm)	050 148	5

Screws not included - recommend #6 Flat Head

Parts and Accessories

BF150 Folding Series

Single track 150E

Aluminum extruded, pre-drilled holes



Length	Order no.	PU
4' (1200 mm)	113 443 1	each
5' (1500 mm)	113 443 2	each
6' (1800 mm)	113 443 3	each
8' (2400 mm)	113 443 4	each
10' (3000 mm)	113 443 5	each
12' (3600 mm)	113 443 6	each
16' (4800 mm)	113 443 7	each

Screws not included - recommend #10 Pan Head

BF150 Pivot plate assembly

Sold in BF150 Hardware sets only.

Available separately as replacement part.



Article	Order no.	PU
Pivot Plate Assembly	113 516 6	1

BF150 Plunger spring assembly

Sold in BF150 Hardware sets only.

Available separately as replacement part.



Article	Order no.	PU
Plunger spring assembly	113 516 5	1

Grant Carrier 150E with top plate

four ball bearing wheels

steel, spring loaded

quick release top plate

screws included



Article	Order no.	PU
Carrier 150E w/top plate	113 516 3	10

BF150 Floor cam assembly

BF150 Hardware sets only.

Available separately as replacement part.



Article	Order no.	PU
Floor cam assembly	113 516 4	1

Guide roller 1221 (adjustable)

Used with recessed no. 1222 guide channel.

Attached to bottom of lead doors

and runs in guide channel.

Dimensions:

plate - 3/4" (width) x 3 1/2" x 3/32" (thick)

19 mm (width) x 88.9 mm x 2.4 (thick) mm

post - 2 1/2" x 5/16" (diameter)

63.5 mm x 7.9 mm (diameter)

guide roller - 13/32" (height) x 1/2" (diameter)

10.3 mm (height) x 12.7 mm (diameter)

Material:

electro zinc plated cold rolled steel

Screws included



Article	Order no.	PU
Guide roller 1221	050 141	20

Continuous guide channel 1222

Used with no. 1211 guide roller.

Mortised into floor or surface mounted.

Dimensions:

5/8" x 3/4" (16 x 19 mm)

Material:

0.093 thick extruded aluminum



Length	Order no.	PU
4' (1200 mm)	050 142	5
5' (1500 mm)	050 143	5
6' (1800 mm)	050 144	5
8' (2400 mm)	050 145	5
10' (3000 mm)	050 146	5
12' (3600 mm)	050 147	5
16' (4800 mm)	050 148	5

Screws not included - recommend #6 Flat Head

Parts and Accessories

Sheaves and Tracks

Sheave 20

for 3/4" [19 mm] min. door thickness
for 50 lbs [23 kg] doors



Finish	Order no.	PU
Wheel - brass, housing - brass	050 452	12
Wheel - nylon, housing - brass	050 453	12
Wheel - nylon, housing - steel	050 454	12
Wheel - brass, housing - steel	050 455	12

Screws included

Track 20

for use with Sheave 20



Article	Finish	Order no.	PU
6' (1800 mm)	brass	050 433	5
8' (2400 mm)	brass	050 434	5
10' (3000 mm)	brass	050 435	5
12' (3600 mm)	brass	050 436	5
10' (3000 mm)	stainless steel	050 440	5
12' (3600 mm)	stainless steel	050 441	5
6' (1800 mm)	aluminum	050 443	5

Screws not included - recommend #2 Flat Head, pre-drilled holes

Sheave 18

for 1" [25.4 mm] min. door thickness
for 125 lbs [91 kg] doors



Article	Order no.	PU
Wheel - nylon, housing - zamac	113 552 5	12

Screws included

Track 18

for use with Sheave 18



Article	Finish	Order no.	PU
6' (1800 mm)	brass	050 424	5
8' (2400 mm)	brass	050 425	5
12' (3600 mm)	brass	050 427	5
6' (1800 mm)	stainless steel	050 428	5
8' (2400 mm)	stainless steel	050 429	5
10' (3000 mm)	stainless steel	050 430	5
12' (3600 mm)	stainless steel	050 431	5

Screws not included - recommend #2 Flat Head, pre-drilled holes

Sheave 14

for 1 1/4" [31.8 mm] min. door thickness
for 200 lbs [91 kg] doors




Article	Order no.	PU
Wheel - nylon, housing - zamac	113 552 6	12

Screws included

Track 14

for use with Sheave 14



Length	Finish	Order no.	PU
6' (1800 mm)	bronze	050 175	5
8' (2400 mm)	bronze	050 176	5
10' (3000 mm)	bronze	050 177	5
12' (3600 mm)	bronze	050 178	5

Screws not included - recommend #4 Flat Head, pre-drilled holes

Hettich America L.P.
4295 Hamilton Mill Road
Buford, GA 30518
Phone: (800) HETTICH (800-438-8424)
Fax: (800) 627-5152

Email: info@hettichamerica.com
www.hettich.com
www.grantdoorhardware.com

GRANT-DHCAT-113439501-0413

Technik für Möbel

