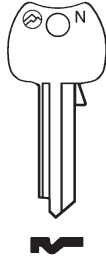


KEYS *For Olympus Cabinet Locks & Cylinders*

N Series Keys

KEY BLANKS

KBN-4-NP	National D4291 keyway - 4 pin blank Equivalent to NA14, 1069L
KBN-5-NP	National D4292 keyway - 5 pin blank Equivalent to NA12, 1069LA
KBN-5B	National D4291 keyway - 5 pin blank (copper plated for 100M/200M MRI locks)



CUT KEYS

KB-101-NP	Cut key for KA #101
KB-103-NP	Cut key for KA #103
KB-107-NP	Cut key for KA #107
KB-915-NP	Cut key for KA #915
KBN-4-CUST	Custom cut 4-pin key
KBN-5-CUST	Custom cut 5-pin key
KBN-5B-CUST	Custom cut 5-pin key (copper plated for 100M/200M Series MRI locks)

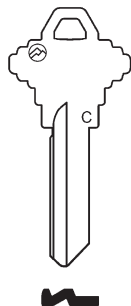
MASTER KEYS

KB-GM1MK-NP	Cut master key for GM1 (4-pin) master key system
KB-GM2MK-NP	Cut master key for GM2 (5-pin) master key system
KB-GM2MK-5B	MRI (copper plated) cut master key for GM2 (5-pin) master key system
KB-GM3MK-NP	Cut master key for GM300 (5-pin) master key system

Schlage C Keys

KEY BLANKS

KBSC-5	Schlage C keyway - 5 pin blank
KBSC-6-NP	Schlage C keyway - 6 pin blank



CUT KEYS

KB-700-101	Cut key for KA#101
KB-700-102	Cut key for KA#102
KB-700-CUST	Custom cut key for Schlage C keyway

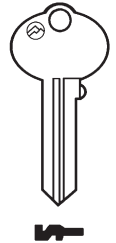
MASTER KEYS

KB-700MK	Cut master key for Schlage C (6-pin) master key system
----------	--------------------------------------------------------

R Series Keys

KEY BLANKS

KBR-5-NP	CCL R1 keyway - 5 pin blank Equivalent to C0106, 1003A
KBR-5B	CCL R1 keyway - 5 pin blank (copper plated for 500M/600M MRI locks)
KBR-6-NP	CCL R1 keyway - 6 pin blank Equivalent to L1003A



CUT KEYS

KB-4T2-NP	Cut key for KA #4T21579
KB-4T3-NP	Cut key for KA #4T37526
KBR-5-CUST	Custom cut 5-pin key
KBR-5B-CUST	Custom cut 5-pin key (copper plated for 500M/600M MRI locks)
KBR-6-CUST	Custom cut 6-pin key

MASTER KEYS

KB-R1MK-NP	Cut master key for R1 (5-pin) master key system
KB-R1MK-5B	MRI (copper plated) cut master key for R1 (5-pin) master key system

SFIC/B7 Keys

KEY BLANKS

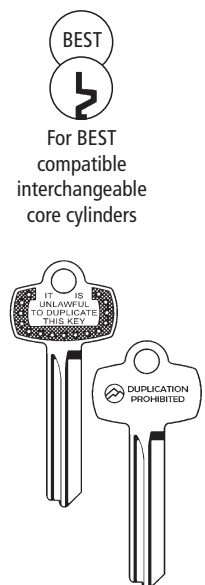
KB-400K(x*)	Keyblank for 6 or 7 pin core
x* = Specify keyway (see below) A,B,C,D,E,F,G,H,J,K,L,M,Q,1C,1D,KMT300	

CUT KEYS

KB-400K(x*)-CUST	Cut key for 6 or 7 pin core
x* = Specify keyway (see below) A,B,C,D,E,F,G,H,J,K,L,M,Q,1C,1D,KMT300	

AVAILABLE KEYWAYS

A	B	C	D	E	F	G	H	
J	K	L	M	Q	1C	1D	KMT300	



WARNING: This product can expose you to chemicals including chromium, which is known to the State of California to cause cancer and birth defects or other reproductive harm. For more information go to www.P65Warnings.ca.gov.

