




Shelf

SALICE

Shelf - Runner for pull-out shelves

The Shelf runners are for pull out shelves that are attached to the bottom of the cabinet and can be used in various market segments such as: kitchen cabinets, store fixtures, office furniture and living room furniture. The runners enable the shelves to slide out for easy access.

The runners are full extension and are available with either Smove soft closing or with Push, the opening system for handle-less shelves.

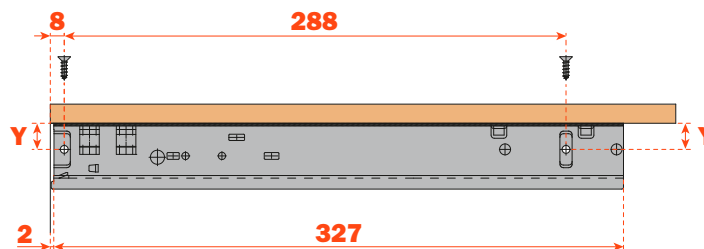


Top view

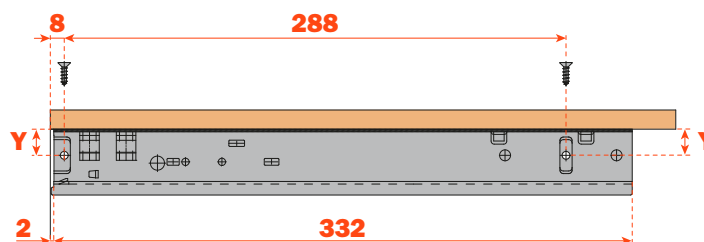
Use #6 x 5/8" flat head wood screws

Y = Min. 15 mm

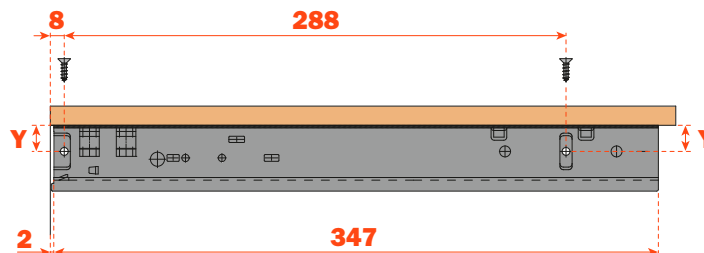
350 mm - 400 mm - 450 mm



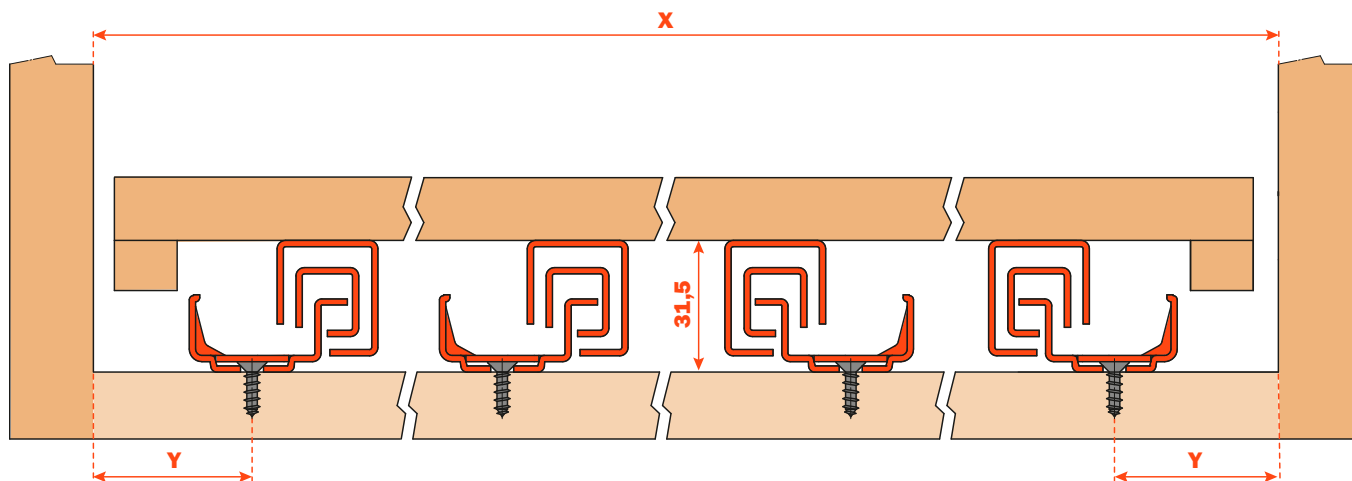
500 mm



550 mm - 600 mm



With larger shelves, it is possible to increase the number of runners, in order to improve the load capacity and the stability of the shelf.

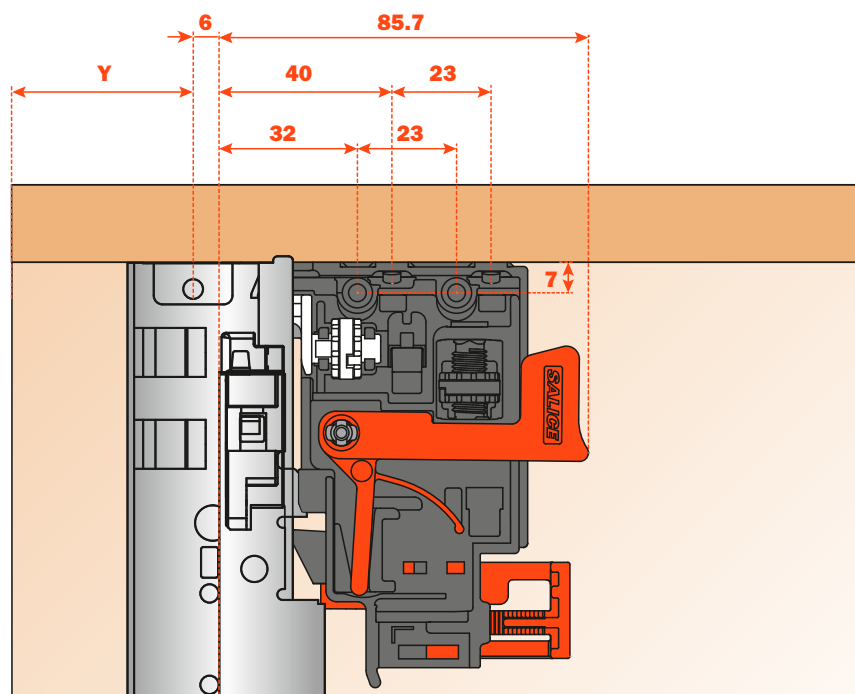


Y = Min. 15 mm

Shelf - Clips - with 6 way adjustment

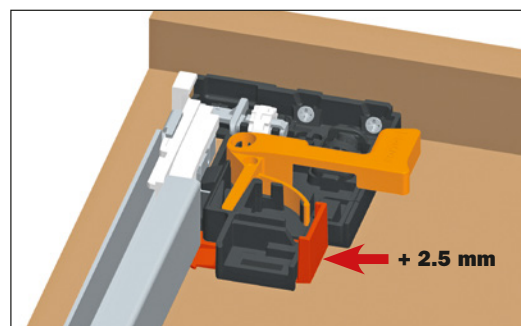
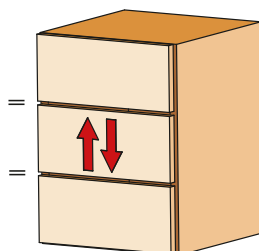
Clip assembly

Y = Min. 15 mm

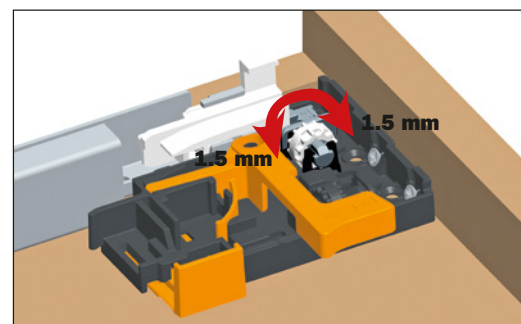



Shelf adjustment with clip A750.010

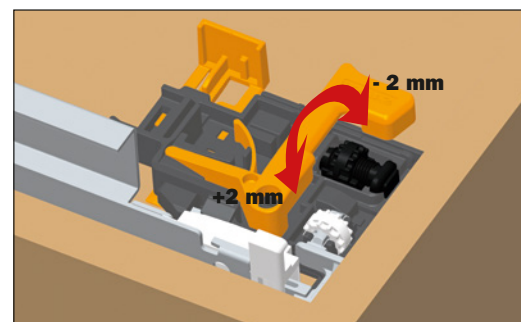

Height adjustment
+ 2.5 mm



Side adjustment
+ 1.5 mm - 1.5 mm



Depth adjustment
+ 2 mm - 2 mm

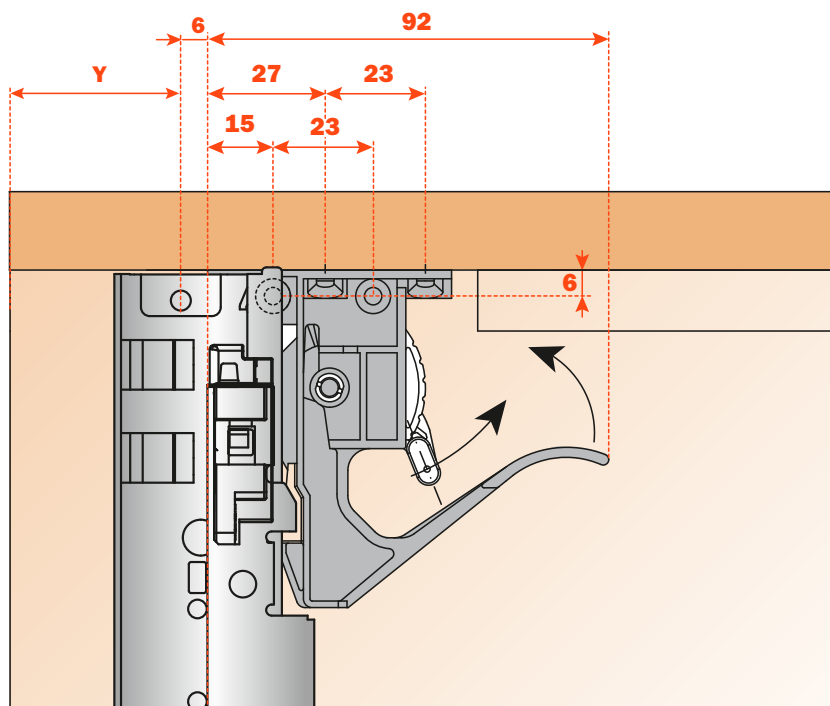


Shelf - Standard Clips - with height adjustment

Clip assembly

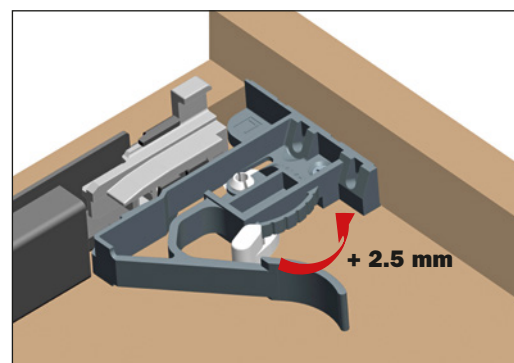
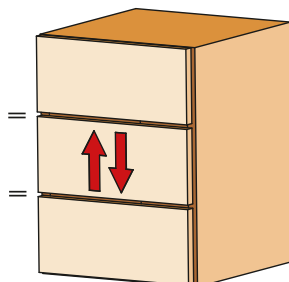
Position the left and the right clip at the front of the shelf. Fix with screws (#6 x 5/8").

Y = Min. 15 mm



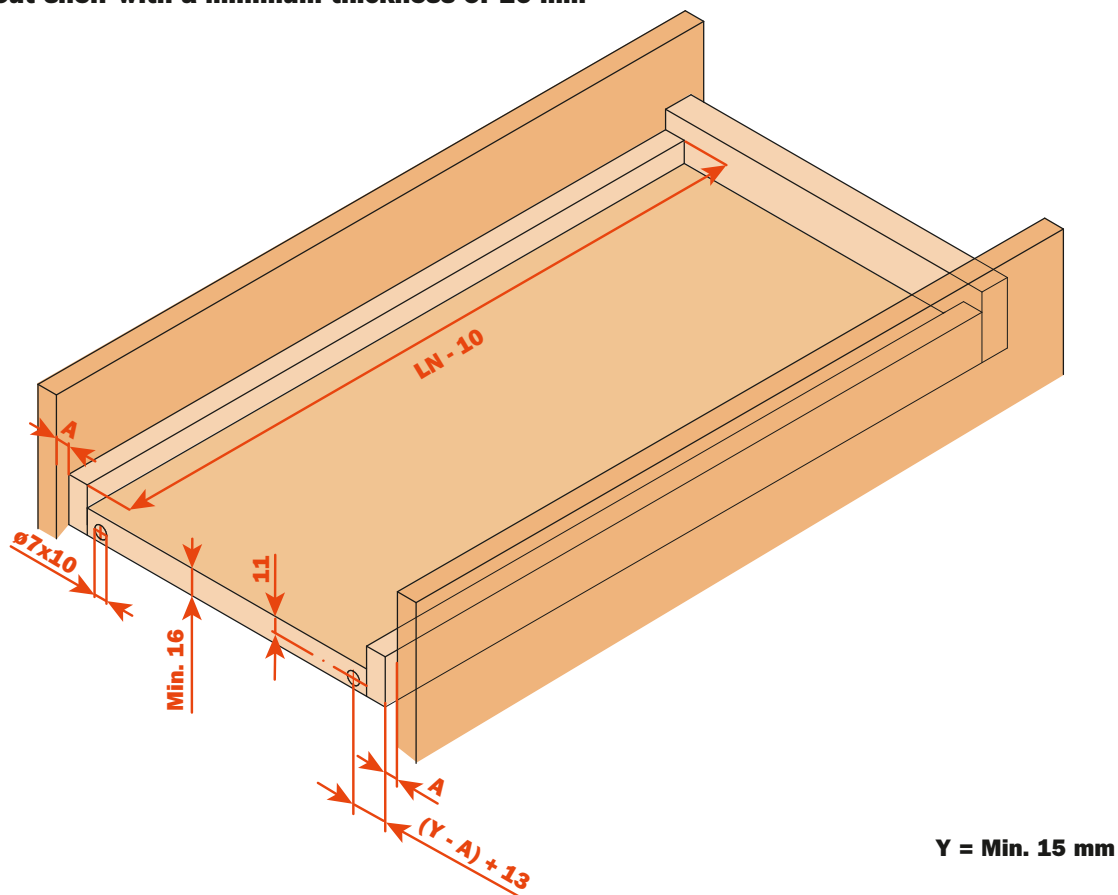
Shelf adjustment with clip A710.610

Height adjustment
(+ 2.5 mm) using the lever
indicated



Fixing on the pull-out shelf with a minimum thickness of 16 mm

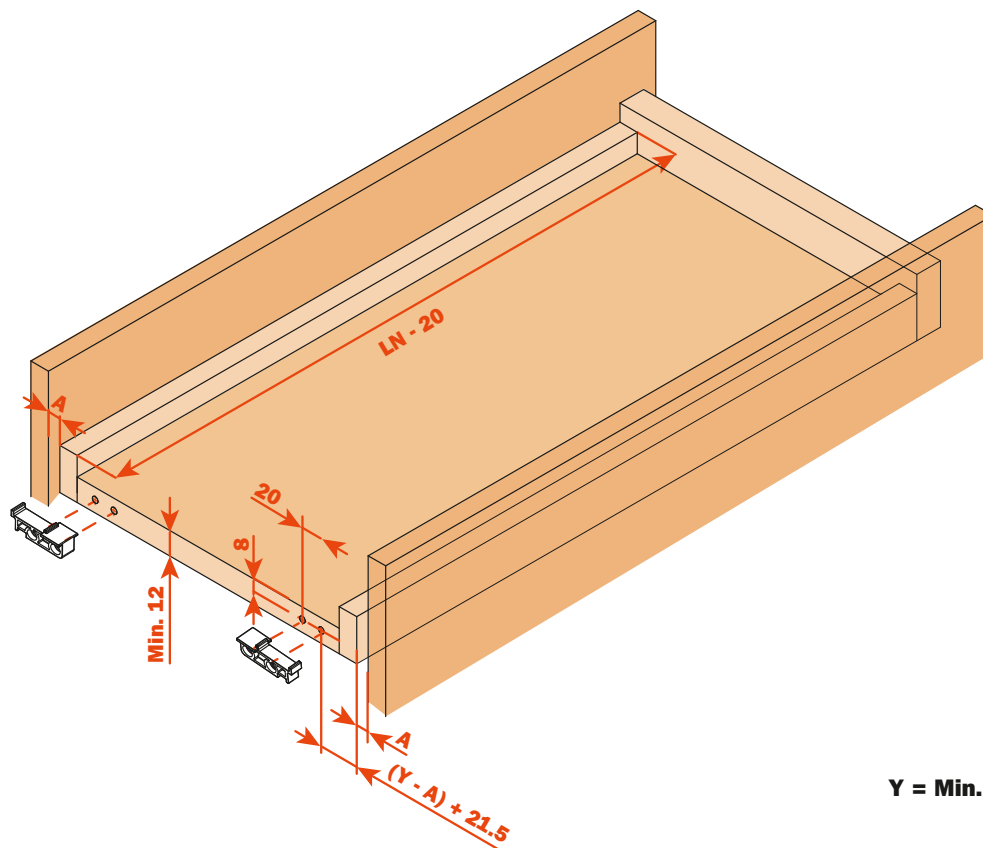
Rear drilling on shelf



Y = Min. 15 mm

Fixing on the pull-out shelf with a minimum thickness of 12 mm

Rear hook bracket



Y = Min. 15 mm


Packaging = 6 pairs nested, Left & Right



A750.010

Clip with 6 way adjustment


Packaging = 100 pcs left & 100 pcs right



A710.610

Standard clip with height adjustment

Packaging = 100 pcs left & 100 pcs right




A825650000

Rear Hook Bracket

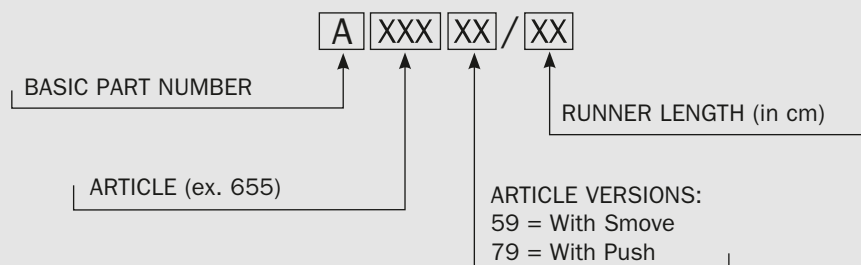
Packaging = 200 pcs


For shelves that are less than, min. 12 mm, the runner can be used together with the rear hook bracket, thus eliminating the need for the rear hole in the shelf.



Part number composition - runners

Example:





Full-extension runner attached to the shelf by clips.

Smove: Soft closing fully integrated into the drawer runner.

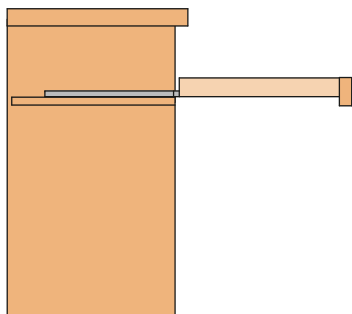
Product features

- Load capacity: 100 Lbs static / 75 Lbs dynamic.
- Safety system that prevents the shelves from turning over.
- Adjustable Clips allow for easy drawer insertion and removal.
- Finish: bright zinc-plated.

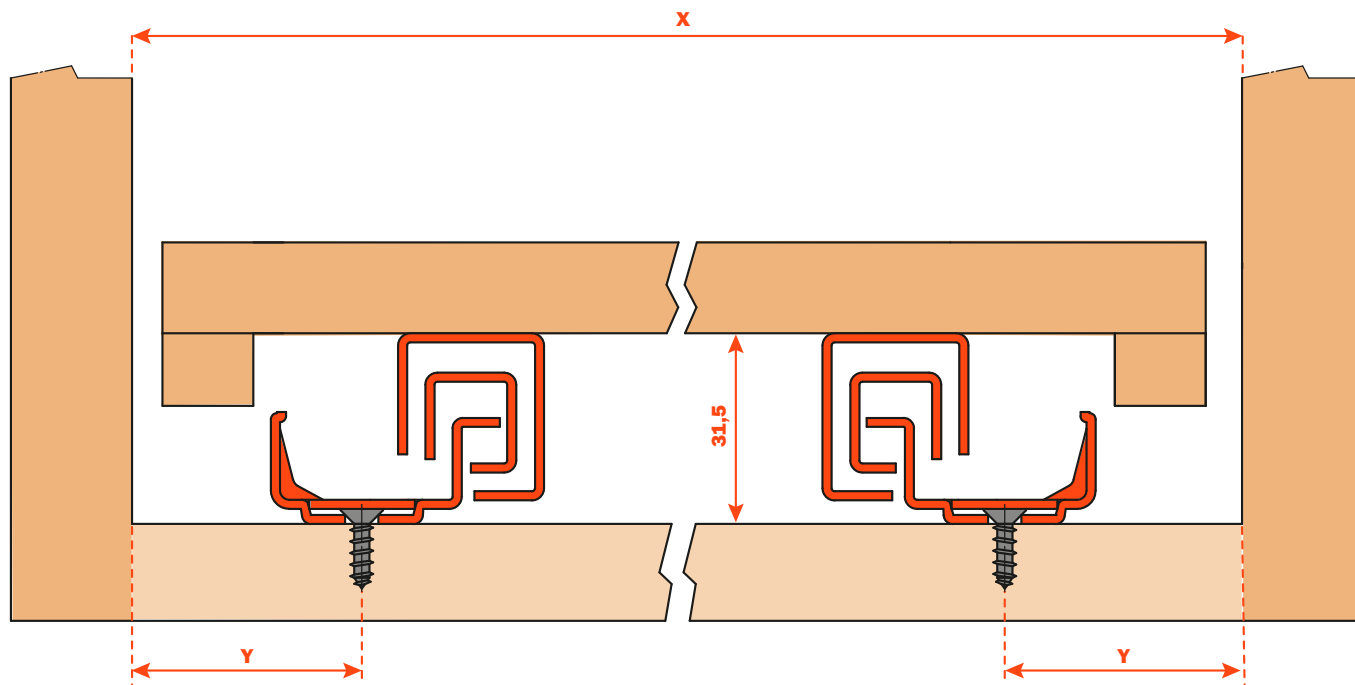
For heavier pull-outs it is possible to add runners to increase the load rating and to improve the stability of the pull-out.

Dynamic load rating:

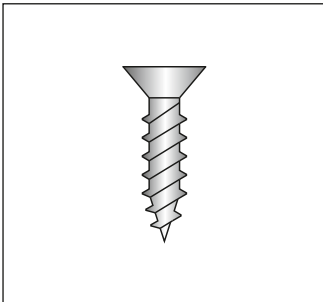
- 2 runners 75 Lbs
- 3 runners 92 Lbs
- 4 runners 100 Lbs (Maximum)



Dimensions



Y = Min. 15 mm




All hardware to be attached with
#6 x 5/8" flat head wood screws.

BASIC PART NUMBER	RUNNER LENGTH (LN)	=	MIN. DEPTH OF THE CABINET (PM)
A65559/35 CP6	350		360
A65559/40 CP6	400		410
A65559/45 CP6	450		460
A65559/50 CP6	500		510
A65559/55 CP6	550		555
A65559/60 CP6	600		605

Adjustable clips


**6 way adjustable Clip
A750.010**

- Shelf tool free height adjustment +2.5 mm, side adjustment ± 1.5 mm, depth
- Packaging = 100 pcs left & 100 pcs right



**Standard Clip
A710.610**


- Shelf tool free height adjustment +2.5 mm
- Packaging = 100 pcs left & 100 pcs right




Rear hook bracket

**Part number
A825650000**

Packaging = 200 pcs





Full-extension runner attached to the shelf by clips.

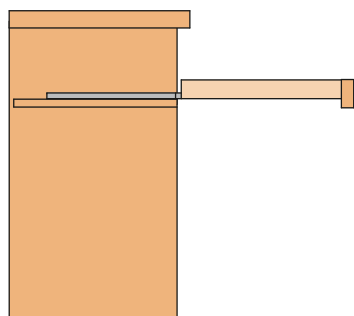
Push: the opening system for handle-less shelves is fully integrated in the runner.

A slight pressure of the drawer front is enough for the shelf to self-open.

Product features

- Load capacity: 100 Lbs static / 75 Lbs dynamic.
- Safety system that prevents the shelves from turning over.
- Adjustable Clips allow for easy drawer insertion and removal.
- Finish: bright zinc-plated.

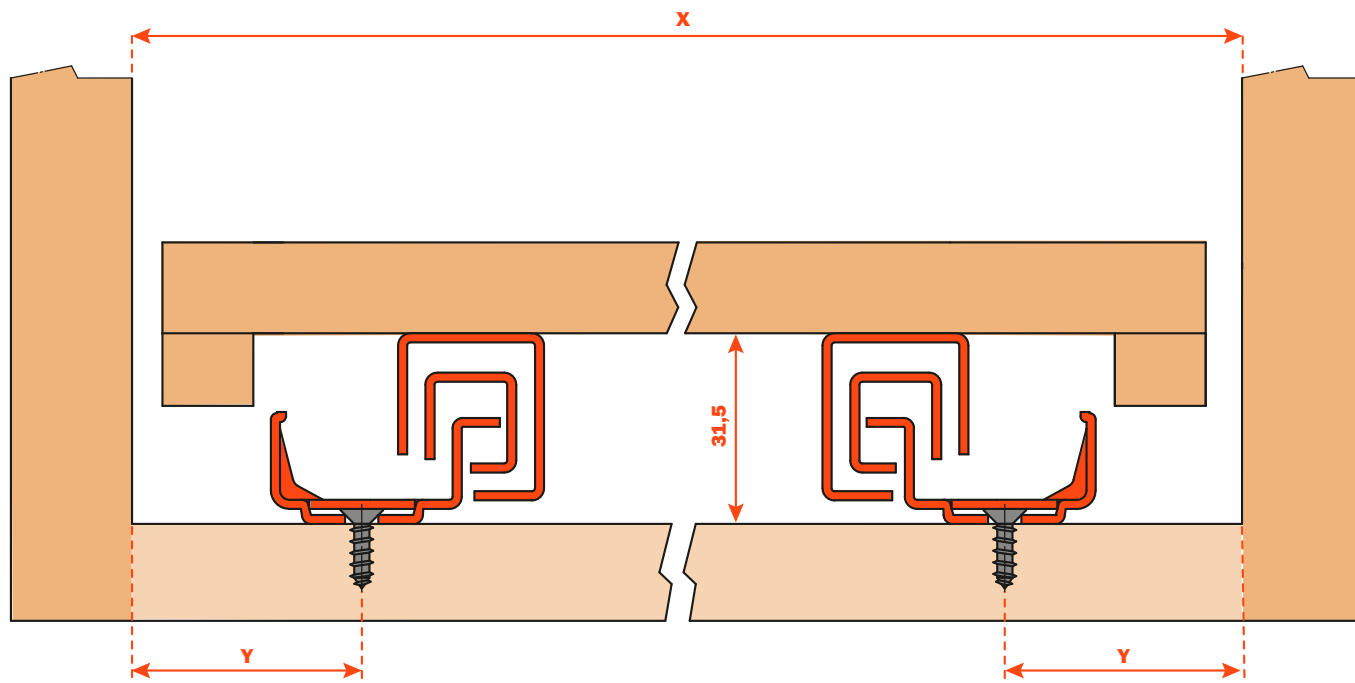
For heavier pull-outs it is possible to add runners to increase the load rating and to improve the stability of the pull-out.



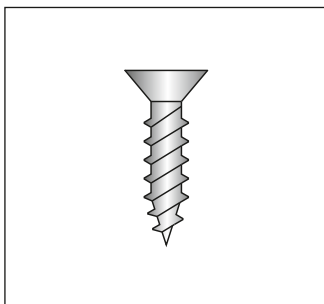
Dynamic load rating:

- 2 runners 75 Lbs
- 3 runners 92 Lbs
- 4 runners 100 Lbs (Maximum)

Dimensions



Y = Min. 15 mm




All hardware to be attached with
#6 x 5/8" flat head wood screws.

BASIC PART NUMBER	RUNNER LENGTH (LN)	=	MIN. DEPTH OF THE CABINET (PM)
A65579/35 CP6	350		360
A65579/40 CP6	400		410
A65579/45 CP6	450		460
A65579/50 CP6	500		510
A65579/55 CP6	550		555
A65579/60 CP6	600		605

Adjustable clips


6 way adjustable Clip A750.010

- Shelf tool free height adjustment +2.5 mm, side adjustment ± 1.5 mm, depth
- Packaging = 100 pcs left & 100 pcs right



Standard Clip A710.610


- Shelf tool free height adjustment +2.5 mm
- Packaging = 100 pcs left & 100 pcs right



Rear hook bracket

Part number A825650000

Packaging = 200 pcs



Shelf - Lock-open function for runners and drawers

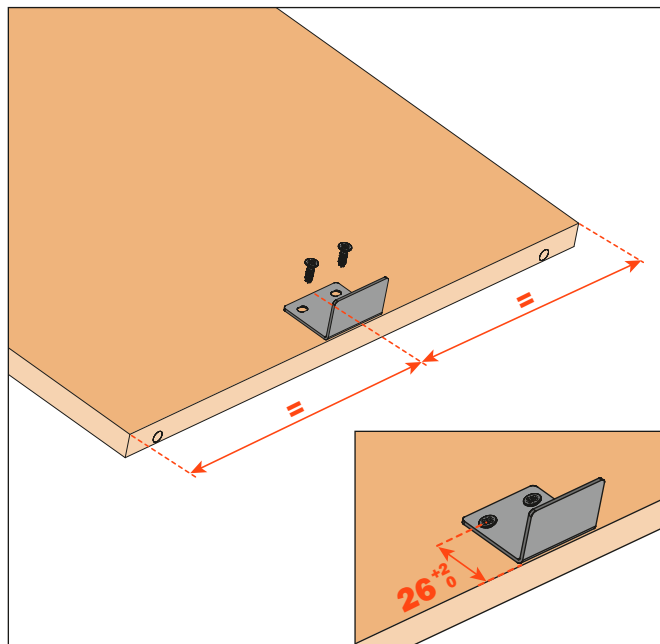
AROSXXY

The shelf is held at the maximum opening position by means of a rear-fixed bracket and a magnet.

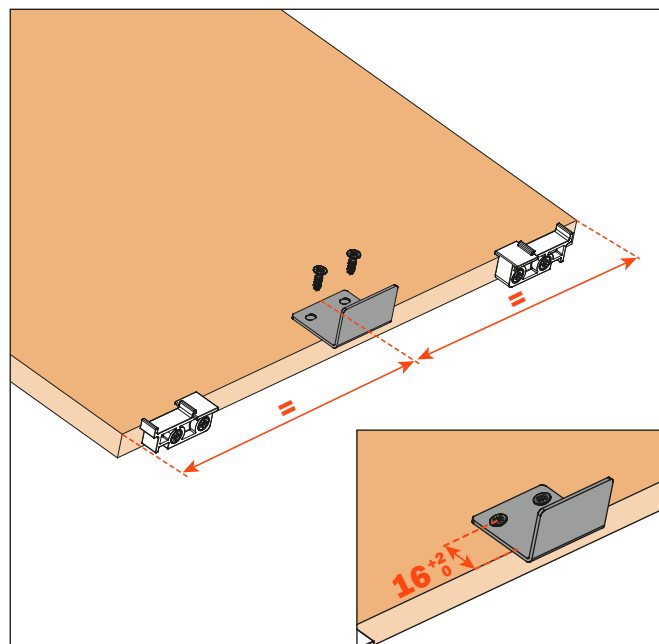
Packing = 20 magnets, 20 brackets.
Screws included.



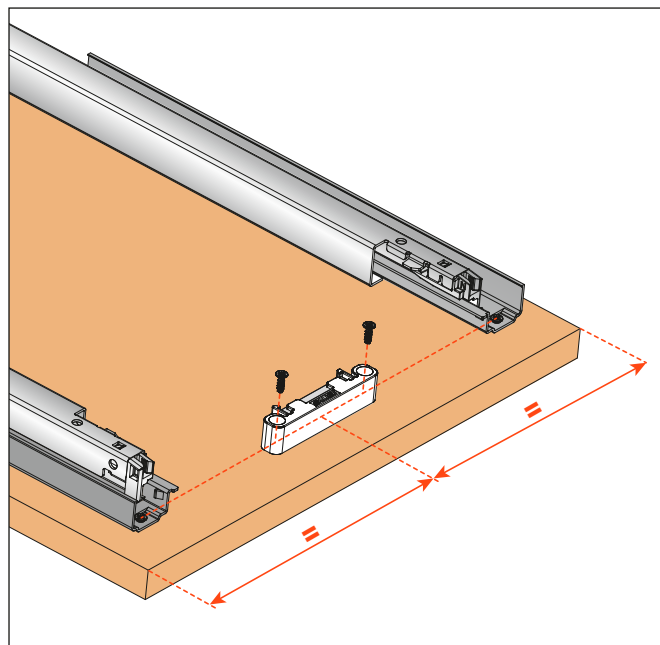
1 A) Fixing the bracket, aligned with the back of the shelf.



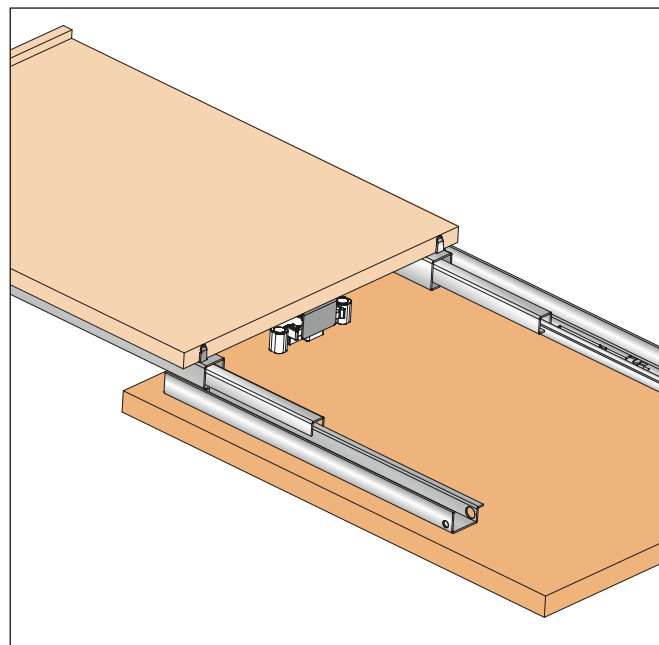
1 B) Fixing the bracket to the shelf with the support for the rear hook.
In this case, the bracket must be aligned to the support for the rear hook.



2) Fixing the magnet to the bottom.



3) The shelf is held at the maximum opening position.



This image shows a single sheet of white paper with horizontal ruling lines. The lines are evenly spaced and run across the width of the page. There are no margins, text, or other markings on the paper.

SALICE AMERICA INC.

2123 CROWN CENTRE DRIVE
CHARLOTTE NC. 28227
TEL. 1 800 222 9652
TEL. 704 8417810
FAX 704 8417808
info.salice@saliceamerica.com
www.saliceamerica.com

SALICE CANADA Inc.

3500 RIDGEWAY DRIVE,
UNIT#1
MISSISSAUGA, ONTARIO, L5L 0B4
TEL. 1 800 361 1045
TEL. 905 8208787
FAX 905 8207226
info.salice@salicecanada.com
www.salicecanada.com