

Imagine the Possibilities



Every Idea. Made Possible.

It's how light and shadow dance over dramatic textured surfaces. How brilliant color and dazzling patterns juxtapose in new and unexpected ways. It's about how you create the perfect mood, alter perceptions and make an emotional statement with the right materials.

With richly textured panels from Italy, gloss and matte materials from Spain, distinctive surfaces from Germany and the Netherlands and custom designs from across the United States, E.B. Bradley Co. travels the globe to curate the hottest looks and the newest trends from premier brands like Wilsonart, Cleaf, Alvic, Holz in Form and Lignapal. In addition to being the ultimate resource for the design and fabrication communities, we're also a source of inspiration—with an in-house specification support team dedicated to helping you realize your creative vision.

“Two Things That Make A Room Timeless:
A Sense Of History And A Piece Of The Future.”

—Charlotte Moss, Award-Winning Interior Designer




Solutions for Inspired Spaces

CLEAF merges fashion and technology to create deeply textured panels with the most realistic registered embossed wood grains, as well as stunning solids and modern abstracts. Their panels add a visual and tactile experience to every project with their eye catching three dimensional designs.

Designed and manufactured near Milan Italy, CLEAF offers Europe’s best and most inspirational decorative board products. Cleaf produces exquisite textured panels, banding and laminates for the interior design and fabrication community globally.

- Highlights
- Textured panels designed and manufactured in Italy
 - 3D effects of real wood and unique textures
 - Over 20 textures and more than 80 distinctive designs
 - Matching laminates and 1mm edgeband to expertly complete your project.



Milano | LS17




Acerno | LS14



Giffoni | LS13



Montoro | LS43



Calvanico | LS41



Acero | S032



Santos White | LM96




Acquedotti | LR65



Nakano | S162



Corsini | S155



Snow man | S002



Taito | S159



Meguro | S160



Tokyo | S137



Oregon Pine | LK84



Pebble Beach | S010



Tyburn | S122



Lakeshore Oak | LN28



Stratos Pinea | LM37



Rovere | LK98



Palissandro | LK55



City Oak | LM69



Vineyard Oak | LN30



Rustic Oak | LN26



Bagnola | LR17



Fiascherino | LR18



Praga | S134



Danubio | S145




Neckinger | S121




Vintage | LM63




French Grey | S027




Carbone | LM08



Aspen Oak | LM67



Fittipaldi | LR29



Java Chestnut | S012



Palissandro Blue | LM95



Nero | U129







Rialto | LM60 (cross grain)



Evolve | LG23



Moselle | S129




Miele | S120



Abbey | LR33



Bamboo | LM14



Valley | LR22




Noce Daniella | LM17




Ascari | LR25



Tuscan Cypress | S072




Nuvolari | LR26




Andretti | LR30




Noce Leuca | LK44




Alboreto | LR27




Maralunga | LR19



Patrese | LR28




Lounge Brown | S028



Toasted Espresso | S071



Madrid | S133



Makassaro | LK00



Cypress Point | S013



Cleaf drawer front with Blum's LEGRABOX drawer system and AMBIANLINE insert.



UB09 | Brun




Eris | FB64



Veruna | FB66




Orione | FB65



Curio | FB86



Iridio | FB81




Rutenio | FB83

Primo Fiore

Realistic look and feel of leather




Total White | B073-LEATHER



Beige | UA92



Arena | UB07



Brun | UB09



Maya Bronze | FA33

Specialty Textures

Bold and unique textures



Total White | B073-MOSAICO



White Scultura | B011



Concrete | FB11

Penelope

The warmth and texture of linen



Khaki | FA44




Cool Grey | FA77



Guerrilla | FA46

Talco

Soft and silky matte finish in a solid neutral palette



Total White | B073-TALCO



Grigio | UB19



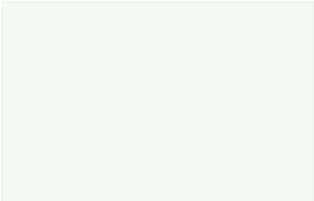
Avorio | U164



Visone | UA94-TALCO

Kristall Acrylic


High gloss acrylic surface with great depth & clarity




Winter White | KR01



Graphite | KR04



Taupe | KR02



Storm | KR06




FA44 | Khaki



Cleaf sequenced wood grain layouts create stunning visuals across large installations.



S028 | Lounge Brown

Designed by Hatano Studios  Cleary O'Farrell



FB65 | Orione

Linen designs break the mold of using plain melamine for drawer and cabinet interiors.



Gris Plomo

Create sophisticated spaces with high gloss & super matte panels

Alvic's Luxe and Zenit collections are the perfect fusion of cutting-edge designs and advanced technology. Eye-catching solids, modern wood grains and abstracts merge with advanced UV-Cured lacquered coatings to create a striking look with outstanding performance. Available in Luxe's mirror-like high gloss and Zenit's silky smooth super-matte finishes.

- Highlights
- Over 35 design options
 - Stain and UV fade-resistant
 - High scratch resistance
 - High gloss Luxe panels
 - Super-matte Zenit panels
 - Zenit is fingerprint resistant
 - Matching 1mm ABS edgeband



Azul Índigo Gloss

Blanco Gloss	Blanco Polar Gloss	Magnolia Gloss	Cashmere Gloss
Gris Nube Gloss	Basalto Gloss	Gris Perla Gloss	Lava Gloss
Gris Plomo	Titan 01 Gloss	Antracita Gloss	Antracita Pearl Gloss
Basalto Pearl Gloss	Azul Índigo Gloss	Negro Gloss	Rojo Gloss
		Metallo 1 Gloss	Gris Metallic Gloss
			Textile Plata Gloss



Cuzco Oro | Guayana Gloss



Olmo Gloss



Textile Oro Gloss




Olivo Gloss



Metallo 2 Gloss



Metallo 4 Gloss




Guayana Gloss




Euroline 3 Gloss



Roble Frappé Gloss



Art Oak 04 Gloss



Cuzco Oro Gloss



Euroline 3 Gloss




Olivo Gloss | Magnolia Gloss

Alvic's panels feature high scratch, impact and stain resistance.



Antracita Metaldeco Super Matte


Alvic's Metaldeco designs feature a unique super matte finish



Blanco Super Matte




Gris Plomo Matte



Gris Perla Super Matte



Gris Nube Super Matte



Cashmere Super Matte



Basalto Super Matte



Antracita Super Matte



Azul Índigo Super Matte




Antracita Super Matte with Blum AVENTOS lift system



Antracita Metaldeco



Basalto Metaldeco



Negro Super Matte



Antracita Super Matte

Designed by Four Point Design Build @amybartlam



Unique European surfaces featuring bold textures

Holz in Form panels are inspired by the distinctive structures of organic textures and man-made materials. Working closely with the design community, they are constantly striving to incorporate new trends and create unique surfaces for infinite interior design options.

Made in Germany to exacting standards, Holz in Form products provide high form stability, durable surfaces and unlimited design possibilities.

Highlights

- Embossed panels featuring real wood veneers
- Stocked in 14 dramatic deep textures
- Highly unique design options for a wide range of customized applications
- Manufactured in Germany



Antique Walnut | Spalt



Heartwood Walnut | Spalt



Knob Oak | Spalt




Smoked Larch | Spalt



Antique Walnut | Borke



Rustic Grey | Borke



Smoked Larch | Borke



Oak Rustic | Rough Old Wood



Old Oak | Chopped



Oak Smoked | Rough Old Wood



White Alpi | Sisal



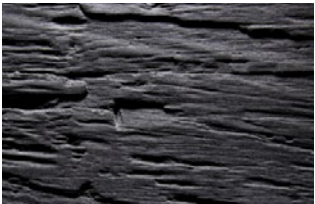
Black | Sisal



Black Clear Matt | Burned Wood



Black Ash | Burned Wood



Black Ash | Chopped Wood



Black Alpi | Sisal



Old Oak | Chopped Wood

Tresco lighting products are easy to install and offer comprehensive lighting systems.



Black Ash | Chopped Wood




Lignapal True Wood Veneer

Lignapal true wood veneer panels are prefinished with a high-quality matte lacquer topcoat. Produced under highly controlled conditions, staining of each batch is tuned to ensure consistency throughout your entire project. Lignapal's unique curtain coat lacquering process brings out the warmth and natural luster of real wood using eco-friendly water based finish.

Lignapal products are manufactured by Leeuwenburgh in the Netherlands. The Company has been one of the leading European brands in wood veneers for over 30 years. With craftsmanship and passion, they also produce real wood veneers with a phenolic back making them as easy to install as laminate.

Highlights

- Prefinished real wood panels
- Unique lacquer system brings out warmth of wood
- Prefinished veneers with a phenolic back
- Matching real wood and ABS edgeband



Beam Wood Copper Oak
160.02



Oak Rift | 172.02




Beam Wood Natural Oak
169.02



Oak Rift Swamp | 172.27



Beam Wood Oak Smokey
Grey | 169.39



V30 Walnut | 395.02



Limed Sawn Oak | 168.42



Smoked Walnut | 398.02



Walnut Crown Bronze
396.32



Oak Vibrant Dark Grey
163.54



Oak Vibrant Silver Grey
163.33



Oak Vibrant Grey Wash
163.14



Oak Vibrant Cool White
163.10



Beam Wood Greyed Oak
161.02



163.54 | Oak Vibrant Dark Grey



168.42 Lined Sawn Oak



163.14 | Oak Vibrant Grey Wash

Designed by The Pavilion Company



8235K-05K Daintree | 8238K-05 Fairchild



8235K-05K | Daintree

The LUJO™ Collection - Luxurious natural woodgrain colors and textures

Lujo, the Spanish word for “luxury”, takes on new meaning as luxury today has been redefined from exclusive to accessible. The LUJO™ Collection features forest-inspired designs in Wilsonart’s Ridgewood, Timbergrain, and Gloss Line finishes.

Every design in The LUJO™ Collection is a conveniently available Coordinated Surface of best-matched board, laminate, edgeband and molding.


- Highlights
- Forest-inspired textured designs
 - Double-sided finished panels
 - Affordable luxury
 - Matching HPL and edgeband
 - Molding program available



White Cypress | 7976K-79



Phantom Ecru | 8212K-28




White River Forest | 8227K-79




Belair | 8234K-05




Akira | 8233K-05




Avondale Ash | 8228K-79



High Line | 7970K-28



Veranda Teak | 8209K-28




Valley Forge Elm | 8231K-79




8226K-79 | Dering Forest

Credit: LAB 57



Friston Ash | 8229K-79



Portico Teak | 8210K-28



Daintree | 8235K-05




Phantom Charcoal | 8214K-28



8209K-28 | Veranda Teak




Fairchild | 8238K-05




Dering Forest | 8226K-79




NeoWalnut | 7991K-28



Randolph Forest | 8225K-79



Monteverdi | 8236K-05



Great Bear | 8237K-05



7976K-79 White Cypress | 8210K-28 Portico Teak



The LUJO Collection is available in a best-matched collection of TFL, HPL, edgebanding, doors and Moldings.



8228K-79 Avondale Ash | Thinscape TS501 Calcutta Blanc



7976K-79 White Cypress



15505 | Black Velvet




15505 | Black Velvet

Wilsonart® Traceless™ silky texture with fingerprint-resistant technology


Wilsonart® Traceless™ technology ensures that smears, smudges and streaks are a thing of the past. Accompanied by a smooth and silky texture, Traceless surfaces feature a velvety, super-matte finish. Ideal for the most demanding residential and commercial applications and available in stunning neutrals and woodgrains, Traceless is the perfect surface solution for those with the right touch.

Highlights


- Fingerprint-resistant
- Smooth and silky texture
- Velvety, super-matte finish
- Perfect for demanding commercial locations
- Repairable with a white cleaning sponge
- Matching edgeband in 0.018" and 1mm




Porcelain Velvet | 15509



Linen Velvet | 15511



Designer White Velvet | 15512



Silk Velvet | 15513



Feather Velvet | 15514



Ethereal Velvet | 15517



Spruce Velvet | 15518



15518 | Spruce Velvet

New Designs coming soon



Icecap Velvet | 15516



Nile Velvet | 15515



Peacock Velvet | 15519



15505 | Black Velvet

© Cleary O'Farrell



Silver Velvet | 15503



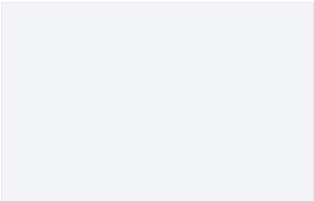
Pewter Velvet | 15508



Midnight Velvet | 15506



Black Velvet | 15505



Snow White Velvet | 15501



Slate Velvet | 15507



Charcoal Velvet | 15504




Smoky Velvet Elm | 15604



Ivory Velvet Elm | 15601



Sesame Velvet Elm | 15603



Acorn Velvet Elm | 15602



15504 | Charcoal Velvet



15504 | Charcoal Velvet



15505 | Black Velvet



15603 | Sesame Velvet Elm



Quince, Washi Pewter, and White Cypress

Long-lasting beauty meets reliable performance

Wilsonart® HPL, SOLICOR™ and Virtual Design Library offer hundreds of on-trend designs that are regarded as the most environmentally friendly decorative surfaces on the market. High-performing and used for a variety of vertical and horizontal applications, Wilsonart's engineered surfaces ensure a dependable and long-lasting surface for years to come.


With an ever-expanding collection of custom laminate designs, Wilsonart's Virtual Design Library gives architects, designers and fabricators the opportunity to make every space uniquely theirs.

Highlights


- Hundreds of on-trend standard and custom designs
- Stain and scratch resistant, no need to worry about a mess
- Eco-friendly, made from post-consumer recycled materials
- Easy-to-maintain, engineered to simplify everyday living



Skyline Walnut



Designer White | D354



Linen | D427



Black | 1595




Dove Grey | D92



Phantom Ecru | 8212




California Walnut | Y0465



Mocha Ash | Y0664



Happy Dots | Y0703



Satin Stainless | 4830K




Crimini Walnut | Y0704



Detroit Concrete | Y0461



Skyline Walnut | 7964K



Walnut Heights | 7965K



Portico Teak | 8210K



5th Ave Elm | 7966K



Calcutta Marble | 4925K



Linen



P1015 UL | P3002 CA | W475 LE | S405 CA



Nordic Wood Collection

Arborite Laminate: Taking the surface from real to ethereal

Utilizing advanced technology, Arborite® delivers European-inspired design solutions featuring richly textured, versatile laminated surfaces that offer the look of endangered wood species, on-trend wood looks, and unique custom designs that combine both organic and abstract elements.

From their base in Montréal, Arborite® brings decorative high-pressure laminate to the design community with inspired contemporary surfacing solutions.

Highlights

- On-trend wood and abstract looks
- European inspired designs and textures
- Designed in Montreal, Canada
- Hundreds of inspirational options




Chambray Taupe | P402



Organic Illusion | P416



Concrete Grey | P127



Distressed Denim | P411




Natural Artisan Walnut | W2001



Classic Artisan Walnut | W2002



Coppered Artisan Walnut | W2003



Noble Artisan Walnut | W2005




Essential Nordic Wood | W481



Casual Nordic Wood | W483



Light Scandinavian Ash | W487



Weathered Arcadian Oak | W489



Celestial Stardust | P3002



Burnished Black Oak | V7004



Underground City | P420



Contemporary Maple | W485



W2001 Natural Artisan Walnut

“The Details Are Not Just Details.
They Make The Design.”

—Charles Eames, Legendary Artist and Designer





Q1001 | Serene



Q4065 | Fossa Falls

Wilsonart® Quartz: designs that capture authentic tones and movement

Wilsonart® Quartz features trendy neutrals like warm and cool whites, grays and black, with each design uniquely suited to mix and match with a variety of styles and trends. Quartz is a stylish, sleek and ultra-strong surface with performance features that make it one of the most popular surface materials on the market today.


Wilsonart's own European quartz manufacturing facility is used to ensure innovation, quality, and consistency of supply worldwide, so you can specify and install with confidence.

Highlights

- Variety of styles ranging from marble looks to contemporary aggregates
- Most popular non-porous engineered surface
- Highly abrasive and scratch resistant
- Unlike granite, no need to seal or polish
- NSF International and Kosher compliant
- Produced primarily in Europe



Svalbard | Q4047



Traino | Q4051



Calacatta Serchio | Q4059



Calacatta Pastino | Q4058



Calacatta Aquilea | Q4056



Calacatta Volegno | Q4057



Kolams | Q4009



Tivoli Grey | Q4048




Fossa Falls | Q4065




Rio Upano | Q3008



Desert Wind | Q4031



Badaling | Q4001



Isselburg | Q4013



Santiago | Q4023



Desert View | Q4043




Pompeii | Q1007



Hofn Harbour | Q4064



Serene | Q1001



Shadow White | Q6015



Salar | Q4028



Haida | Q4008



North Cascade | Q4035




Coastal | Q4036



Lyra | Q2001



Niwa | Q1002



Vicentia | Q4063




Clouds Rest | Q4049



Lorraine | Q1012




River Glen | Q4053




Lazio | Q1018



Capogrossi | Q4052



Madeira Beach | Q4054



Arktos | Q4037




Q4058 | Calacatta Pastino



Q4063 | Vicentia



Q2003 | Aurora




Arashi | Q4011



Hamoa | Q4045



Via Augusta | Q4024




Grayton Beach | Q4039



Tellaro | Q4025



Sangda Falls | Q4012



Mehndi | Q4004



Hanola Grey | Q4044




Hekla Slope | Q4061




Trail Ridge | Q4042




Bodega | Q1022



Logan Pass | Q4055




Gardar Basalt | Q1023




Quarry Cliff | Q4040



Karekare | Q3015




Galera | Q3014




Volcanic Glacier | Q4062



Haldi | Q4032




Grey Lake | Q1009



Enchanted Rock | Q4041




Oberlin | Q3013



Vesuvius | Q1017



Aurora | Q2003



Xcaret | Q4006



Q4041 | Enchanted



Stunning marble looks that are simple to maintain.



Q4008 | Haida



Q3013 | Oberlin

Large-scale terrazzo quartz that features black and brown-black particulates in a black background and occasional flash of glitter.



Wilsonart® THINSCAPE™ Performance
Tops with European-inspired profiles

THINSCAPE™ Performance Tops by Wilsonart® feature elegant looks with soft touch finishes within an impact resistant slim slab to create a beautiful, high-performance product. Durable and versatile, THINSCAPE's slim 1/2" profile also offers scratch and moisture resistance well beyond what comparable products can achieve.


Available in a variety of stunning textures and designs, THINSCAPE™ Performance Tops feature on-trend, European-inspired "thin" profiles. The perfect complement to today's cabinet profiles, thin countertops are trending in kitchens and commercial spaces everywhere.

Highlights

- Ultra-slim decorative slabs for indoor spaces
- Reflects European thin profile trend
- Impact and moisture resistant
- Self-supported surface, no substrate needed



Solenne Marble | TS508



Tortona Quartzite | TS509



Italian Carrara | TS503



Calcutta Blanc | TS501



Volakas Marble | TS504



TS309 | Quartz Rapids



Taj Mahal | TS311



Sterling Calcutta | TS308




Quartzite Falls | TS102



TS101 | Distressed Pine



Rugged Steel | TS401



Black Amani | TS404



Spanish Limestone | TS306



Quartz Rapids | TS309



Soapstone Mist | TS307



Distressed Pine | TS101



TS308 | Sterling Calcutta



TS311 | Taj Mahal



TS503 | Italian Carrara



TS306 | Spanish Limestone



TS102 | Quartzite Falls



9233SS Beachfront | 9909SS Cararra Emporio



9234SS | Golden Sail

Wilsonart® Solid Surface : Durable.
Repairable. Incomparable

Blending natural elements with creative flair and current designs, Wilsonart® Solid Surface inspires tranquility while adding intrigue to any environment. Designed for interior spaces, Wilsonart® Solid Surface is stain and scratch resistant. As a renewable and repairable material it provides ease of maintenance and long-lasting durability.

Wilsonart® Solid Surface countertops serve up a stunning array of seamless, non-porous and pristine performance options ideal for home, retail, healthcare and food service interiors.

Highlights


- Seamless, non-porous surface ideal for healthcare, residential and retail interiors
- NSF compliant for food service environments
- Stain resistant, enhanced scratch and scuff resistant
- Renewable and repairable surface
- Available in 60” slab size
- Proudly made in Temple, TX



Designer White | D354SL



Coconut Oil | 9100GS




Frosty White | 1573SL



Luminous White | 9221SP




Arctic Dune | 9253CM



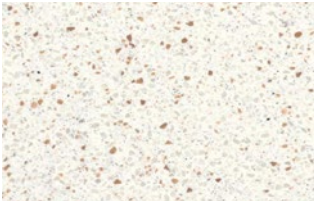
Ice Statuario | 9912SS



Milk Glass Spectra | 9077ST



Antique White | 1572SL



Avalanche Melange | 9175ML




Golden Sail | 9234SS



Gulfcoast | 9239SS



Morning Ice | 9204CE




Powder White | 9230SS



Quiet Swirl | 9241SS



Monte Amiata | 9911SS



Aspen Quartzite | 9245SS



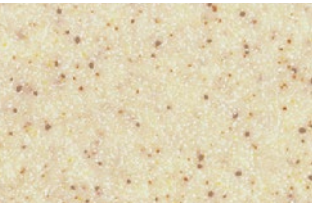
Cararra Emporio | 9909SS



Beige Travertine | 9236SS



Blanco Riverstone | 9137RS



Marzipan Mirage | 9130MG



Beige Tempest | 1530TM



Champagne Ice | 9205CE



Baja Melange | 9030ML




Pebble | 9036EA



Jovian | 9211CM



Sea Stone | 9202CS



Quarry Melange | 9041ML



Chicory Cream Melange | 9047ML



Maple Harvest | 9106CS




Caramel Melange | 9033ML



Desert Ice | 9206CE



Iron Falls | 9238SS



Chai Cream Mirage | 9111MG




Europa | 9210CM



Pearl Mirage | 9199MG



Frosty White Mirage | 1573MG



Yukon Riverstone | 9196RS



Cashmere Mirage | 9135MG



Mystique | 9200CS



Arctic Melange | 9070ML




Whitewater | 9198EA



Oatmeal | 9101GS




Calming Waves | 9240SS



Grey Lace | 9224SS




Dusk Ice | 9203CE



Relaxed White | 9247SS




Arctic Drift | 9246SS




Whisper White | 9237SS




Titanium Grey | 9222SS



Steel Grey Tempest | 9194TM



Grey Beola | 9218CM



Northern Melange | 9195ML



Angel Falls | 9223SS



White Stone | 9208CS



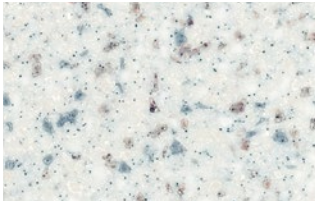
Cloud Mist | 9243SS




Tumbled Stone | 9220CE



Chilled Earth | 9228SS



Bluestone | 9074EA



Soothing Grey | 9116GS



Kimberlite | 9215CE

Paris Fog | 9110CS



9911SS Monte Amiata | 9249SS Metro Concrete



9912SS | Ice Statuario



9253CM | Arctic Dune




Zen Grey | 9115GS




Brooklyn Concrete | 9219GS




Metro Concrete | 9249SS




Mink Concrete | 9248SS



Flint Rock | 9207GS



Silver Smoke | 9226SS




Beachfront | 9233SS



Hot Stone | 9201GS



Peace Grey | 9232SS




French Blue Melange | 9024ML




Hidden Space | 9227SS



Night Stars | 9105CS



Gold Glitz | 9108CS



Midnight Melange | 9091ML



Saharan Night | 9225SS



Black Onyx Mirage | 9092MG



9204CE | Morning Ice



9204CE | Morning Ice



9246SS | Arctic Drift



W7055 | Augusta Calacatta




W7008 | Torrone Marble

Wetwall™ is an innovative wall panel system for wet applications

Unlike tile and grout, Wetwall™ doesn't need to be sealed and is easy to clean. The panel system consists of two panel faces made of HPL bonded to a water-proof core (Wood Plastic Composite; WPC). 10-year limited warranty; Wetwall™ branded adhesive and sealant must be used per installation instructions provided with panels to qualify.

Highlights

- Fashion & Inspiration
- Patented, water-proof wall panel system
- Easy maintenance.
- Antimicrobial Protection i
- AEON™ Enhanced Scratch & Scuff-Resistant Performance Technology



W7001 | Aria White



W7004 | Staccato



W7054 | Larisis Marble




W7008 | Torrone Marble



W7055 | Augusta Calacatta



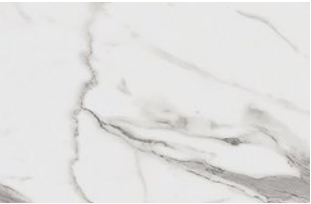
W7027 | Tahiti Sands



W7028 | Cosenza



W7054 | Larisis Marble



W7036 | Calacatta Statuario



W7041 | Arezzo



W7042 | Legacy Ash





Markerboard | 1573 Frosty White



Chalkboard Laminate | 4623



Markerboard | 1573 Frosty White

The practical alternative to porcelain or epoxy-coated steel writing surfaces

Wilsonart® Markerboard is a dual-purpose surface for projection and dry or wet erase areas, making it the ideal laminate writing surface for classrooms, business and administrative offices, message centers, athletic facilities or as a restaurant menu board.

Thanks to extensive research and new product development in overlays, Wilsonart's writable surfaces function above and beyond that of porcelain or epoxy-coated steel product.

- Highlights
- Markerboard Laminate provides a versatile and decorative surface
- Dual-purpose board for projection and dry or wet erase areas
- Easy to maintain and clean
- Use range of designs horizontally and vertically
- Available in peel-and-stick RE-COVER

Wilsonart® Chalkboard Laminate: Affordable. Practical. Durable.

Wilsonart® Chalkboard Laminate is the perfect solution for any application that demands a durable and affordable writing surface. Available in classic Graphite Nebula, Chalkboard Laminate requires no regular maintenance or annual "seasoning," making it not only a design-friendly solution but also an easy-to-maintain enhancement for educational, office or retail spaces.

- Highlights
- Ideal writing surface for education, office and retail areas
- Countless design applications
- Durable and easy-to-maintain
- Available in peel-and-stick RE-COVER



Chalkboard Laminate | 4623

“A Room Should Never Allow The Eye To Settle
In One Place. It Should Smile At You And
Create Fantasy.”

—Juan Montoya, Celebrated Interior Designer





Titus Floating Vanity Support

Decorative countertop supports & hidden brackets

Specifically crafted for granite and other solid and hard surface countertops, Federal Brace has become a standard in the industry for innovation and quality. Each product is carefully designed to enhance both residential and commercial environments, and they proudly design and craft everything exclusively in the United States.

Federal Brace's extensive product engineering and testing ensures that their supports are both strong and graceful, allowing each project to have both ample support and a flawless design.

Highlights

- Decorative and concealed bracket solutions
- Crafted for solid surface countertops
- Wide range of strong commercial and residential bracket design solutions
- ADA compliant options
- Made in USA



Floating Shelf Hardware



Hammam Lavatory Support



Sutherland Bench Bracket



Floating Support | Tigh Interiors, LLC - Scottsdale, AZ



Foremont counter mounted support



San Juan Floating Counter Support



Torii Countertop Support



Understanding what users need
help us develop new product ideas

The Blum name stands for quality and innovation. They manufacture hardware that makes working in the kitchen easier. Each of their products has been designed carefully, with the customer experience in mind, and research to back them. They specialize in engineering and manufacturing concealed hinges, drawer systems and systems for lift-up doors. From touch-to-open technology, to the soft-closing door or drawer, their hardware helps modernize the kitchen and office experience.

Highlights

- Drawer runners, hinges and lift systems that create an easier workflow for cabinetry
- Stainless steel and dark gray drawers with slim sides
- Optimized down to the last detail for greatest functionality
- Technology that can be felt, with noticeably quiet, effortless use





Innovation and exceptional performance

The Salice range of hardware products provides elegant and highly desirable enhancements of everything that kitchens are used for, with an almost infinite variety of solutions that can be customized to suit individual taste and needs. Salice's broad product line includes hinges, lift systems for doors, pantry components, waste bin systems and metal drawers.

Highlights

- Customize kitchens with elegant range of hardware solutions
- High quality hinges and door lift systems
- Maximize space and ease-of-use with innovative pantry components
- Salice's Lineabox features one of the thinnest drawers ever





Functions that delight.
Designs that impress.

Kessebohmer products are designed to help your clients keep storage space organized and efficiently find what they need at a glance, while making the best possible use of kitchen space. Fascinating functionality, Innovative designs. Standard setting quality.

Highlights

- Optimizes kitchen spaces
- Unique designs
- Waste pull outs, corner susans, pullout pantries
- Drawer organizers
- Pull down shelf systems



LeMans II Blind Corner Pull-Out



Waste Bin Pull-Outs



Pull-Out Spice Rack



TANDEM Pantry Kits



Base Cabinet Drawer Inserts



Base Cabinet Pullouts



Rev-A-Shelf 499 Systems

Modern kitchen convenience

Renowned as offering the most comprehensive line of pullout waste containers to meet every need, Rev-A-Shelf provides much more. With an offering ranging from closet and drawer accessories to Lazy Susans, cabinet pullouts plus vanity and bathroom accessories, Rev-A-Shelf helps make kitchens and baths more efficient and convenient.

Highlights

- Provides ability to design unique and convenient kitchen environments
- Broad selection meets a wide variety of space scenarios
- Most comprehensive pullout waste container line and much more
- “Whole home” approach drives consistent look and feel



Base Cabinet organizers



Base Filler Pullouts



Closet Hardware



Tall Pantry Hardware



Wastebin and Under Sink Solutions



Drawer Inserts




Panel Systems | Wilsonart Solid Surface

Intelligent lighting products with wide applications

Tresco is the leader in premier lighting solutions for residential and commercial applications including cabinetry and casework. They provide innovative, design savvy products for the kitchen and bath, office, healthcare, hospitality, furniture, retail and furniture sectors.

Highlights

- Linear, Pockit and Panel lighting
- Flexible lights
- Brighter and wider light spread
- ETL, UL and QPS-testing, inspection and certification



Snap Panels



Tresco Infinex Diffusers



Upper Cabinet Lighting Kit



Easy to install Systems



Pock LED Lighting



FlexTape LED Strip Light

“Innovation Is The Ability To Reach Into The Past And Bring Back What Is Good, What Is Beautiful, What Is Useful, What Is Lasting.”

— Sister Parish, Pioneering Interior Decorator





E.B. Bradley Co. Custom Door & Drawer Front Program

Our in-house support team is standing by to assist you in creating custom-built doors and drawer fronts to match your project expectations. Select the material of your choice from our Cleaf, Alvic (flat panel only), Wilsonart® LUJO™ Collection or Wilsonart® Traceless™ offerings. Then, choose your desired door style.

Shaker Style: 5-Piece doors with a classic turn-of-the-century aesthetic. Doors feature 3" Rails & Stiles with matching center panel or a variety of glass insert options.

Sienna Style: 3-Piece doors merge Shaker styling with a European profile. Sienna doors are built with 3" wide stiles and a crossgrain center panel.

Flat Panel: Clean lines and tight reveals showcase modern European design in super matte and high gloss finishes. Sequenced woodgrain layouts create a stunning visual impact across your installation.



Sequenced grain layouts are available



Lakeshore Oak | LN28



Oregon Pine | LK84



Rustic Oak | LN26



Vintage | LM63



Ascari | LR25



Iridio | FB81



Orione | FB65



Curio | FB86



City Oak | LM69



Praga | S134



Vineyard | LN30



Maralunga | LR19



Noce Leuca | LK44



Stratos Pinea | LM37



Neckinger | S121



French Grey | S127



Nuvolari | LR26



Muffin | S006



Patrese | LR28



Noce Daniella | LM17



Evolve | LG23



Valley | LR22



Madrid | S133




Tuscan Cypress | S072




Pugliola | LR20



Fittipaldi | LR29



Curio | FB86



Rutenio | FB83



Aspen Oak | LM67



Palissandro Blue | LM95



Toasted Espresso | S071



Toasted Espresso | S071



Dering Forest | 8226K-79



Veranda Teak | 8209K-28



Avondale Ash | 8228K-79



High Line | 7970K-28



Vintage | LM63 | Clear



Vintage | LM63 | Reeded



Vintage | LM63 | Rain



Vintage | LM63 | Acid Etched



Phantom Ecu | 8212K-28



Randolph Forest | 8225K



White Cypress | 7976K-79



Valley Forge Elm | 8231K



City Oak | LM69 | Clear



City Oak | LM69 | Reeded



City Oak | LM69 | Rain



City Oak | LM69 | Acid Etched



City Oak | LM69



Pebble Beach | S010



Portico Teak | 8210K-28



White River Forest | 8227K-79



Orione | FB65 | Clear



Orione | FB65 | Reeded



Orione | FB65 | Rain



Orione | FB65 | Acid Etched



Friston Ash | 8229K-79



Phantom Charcoal | 8214K-79



Praga | S134 | Clear




Praga | S134 | Reeded




Praga | S134 | Rain



Praga | S134 | Acid Etched



Vertical Slab Door & Drawer
Acerno-LS14



Horizontal Slab Door & Drawer
Milano-LS17



Slab Drawer & Sienna Door
Praga-S134



Sienna Drawer & Sienna Door
City Oak-LM69



Slab Drawer & Shaker Door
White Scultura-B011



Sienna Drawer & Shaker Door
Oregon Pine-LK84



Slab Drawer & Shaker Door
Rialto-LM60



Sienna Drawer & Shaker Door
Carbone-LM08

Our Custom Door & Drawer Front program is just that; custom. If you’ve imagined a unique design, have questions about what is possible, would like a sample, or for assistance in specifying anything you’ve seen here, please reach out to your E.B. Bradley Co. Specification or Sales Representative to review the program in more depth.



Scilm Clear Anodized Gola & Toe Kick | Cleaf Giffoni LS13

About us

Founded over 90 years ago in Los Angeles, E.B. Bradley Co. is a provider of specialty cabinet hardware, laminate and surfacing products plus made-to-order custom cabinet doors for the design and fabrication industries. We also offer cold-press laminated panels and textured board products through our sister company, West Coast Laminating. Together we service the Western U.S. with distribution centers in Washington, Oregon, California, Nevada and Arizona.

What began as a wholesale distributor of store fixtures and specialty hardware has evolved and adapted to meet the needs of the design and fabrication communities we serve, becoming not just a resource—but a collaborator, helping architects, designers, craftsmen and fabricators to achieve their goals both technologically and artistically.

A Special Thanks

We would like to thank the thousands of designers, architects and fabricators who have partnered with us on countless projects over the years. Together we've had an amazing impact on the residential and commercial landscape throughout the Western United States. We appreciate all who allowed us to include photos of their projects within this brochure and welcome others to share your work with us. There will be many future opportunities within E.B. Bradley Co. brochures and websites to include photos of installations which made use of our products and we can often provide a photographer. Please reach out to us with your ideas!

Contact us

Glynn Cornwell

Product Manager

Mobile: 818.262.9086

E-mail: gcornwell@ebbradley.com

Specification Representatives

Northern California & PNW

Coleigh Patrick

Mobile: 253.261.8197

E-mail: cpatrick@ebbradley.com

Southern California, Nevada & Arizona

Eileen Capelle

Mobile: 323.559.3070

E-mail: ecapelle@ebbradley.com

E.B. Bradley Co.

Hardware & Surfacing Products

Northwest: 800.562.8366

Southwest: 800.533.3030

www.ebbradley.com

West Coast Laminating

Premium Board & Panel Solutions

Northwest: 888.220.6176

Southwest: 888.282.4831

www.westcoastlaminating.com





E.B. BRADLEY CO.
Specialty Hardware & Surfacing Products